

- A total of 1,517 new companies were incorporated in the first quarter, an increase of 471 year-on-year. Total value of registered capital dropped by 11.9% to MOP219 million.
- In terms of origin of capital, mainland China contributed MOP122 million (55.5% of total) to the capital of newly incorporated companies, with MOP86 million coming from Henan. Capital from the Mainland cities in the Greater Bay Area totalled MOP20 million, of which Shenzhen accounted for 59.8%; moreover, capital from Macao and Hong Kong amounted to MOP70 million and MOP24 million respectively.
- Companies in dissolution totalled 253 and the value of registered capital of these companies amounted to MOP85 million. At the end of the first quarter, total number of registered companies was 77,715.

Newly incorporated companies by industry

Industry	Current quarter		Year-on-year (%)	
	No.	Capital ('000 MOP)	No.	Capital
Total	1 517	219 274	45.0	-11.9
Wholesale & Retail Trade	518	117 136	19.9	427.4
Business Services	406	53 445	36.7	2.8
Construction	153	8 012	88.9	48.8
Transport, Storage & Communications	38	6 951	35.7	-56.6

Newly incorporated companies by value of registered capital

Capital (MOP)	Current quarter		Year-on-year (%)	
	No.	Capital ('000 MOP)	No.	Capital
< 50 000	1 142	29 445	42.2	42.8
50 000 – 99 999	109	6 079	73.0	75.5
100 000 – 499 999	224	26 260	55.6	58.5
500 000 – 999 999	28	18 750	33.3	42.4
≥ 1 000 000	14	138 740	-6.7	-28.9

Newly incorporated companies with capital from mainland China

Province or municipality	Current quarter		Year-on-year (%)	
	No.	Capital ('000 MOP)	No.	Capital
Total	303	121 604	81.4	827.6
Mainland Cities in Greater Bay Area	189	19 929	96.9	326.6
Information & Related Activities	19	11 160	137.5	7 987.0
Wholesale & Retail Trade	68	2 837	106.1	48.2
Business Services	43	2 601	34.4	62.5
Henan	7	86 360	250.0	#
Beijing	25	6 145	25.0	763.1

Historical data of the first quarter

	2017	2018	2019	2020
Newly incorporated companies	1 472	1 453	1 613	1 046
Registered capital ('000 MOP)	155 144	235 110	1 243 131	248 826
Companies in dissolution	223	264	210	156
Capital in dissolution ('000 MOP)	56 128	117 438	81 109	15 364

Symbols and Abbreviations:

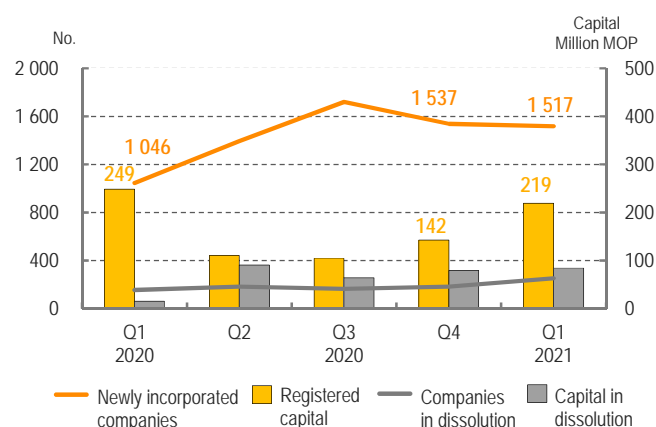
Confidential data '000 Thousand MOP Macao Pataca

Source of data: Commerce and Movable Property Registry

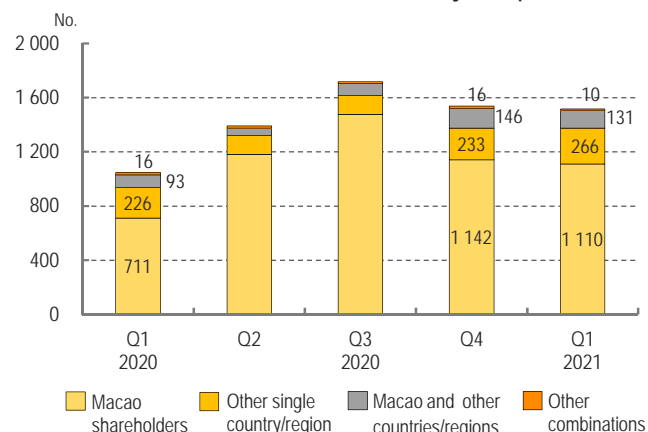
Alameda Dr. Carlos d' Assumpção No. 411-417, Dynasty Plaza, 17th floor, Macao Tel: (853) 8399 5311 Fax: (853) 2830 7825 E-mail: info@dsec.gov.mo
Official Statistics. Reproduction of these data is allowed provided the source is quoted.

www.dsec.gov.mo

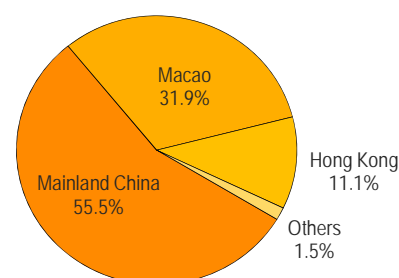
Newly incorporated companies and companies in dissolution



Combination of shareholders of newly incorporated



Origin of capital of newly incorporated companies



For additional information:

<http://www.dsec.gov.mo/e/company.aspx>