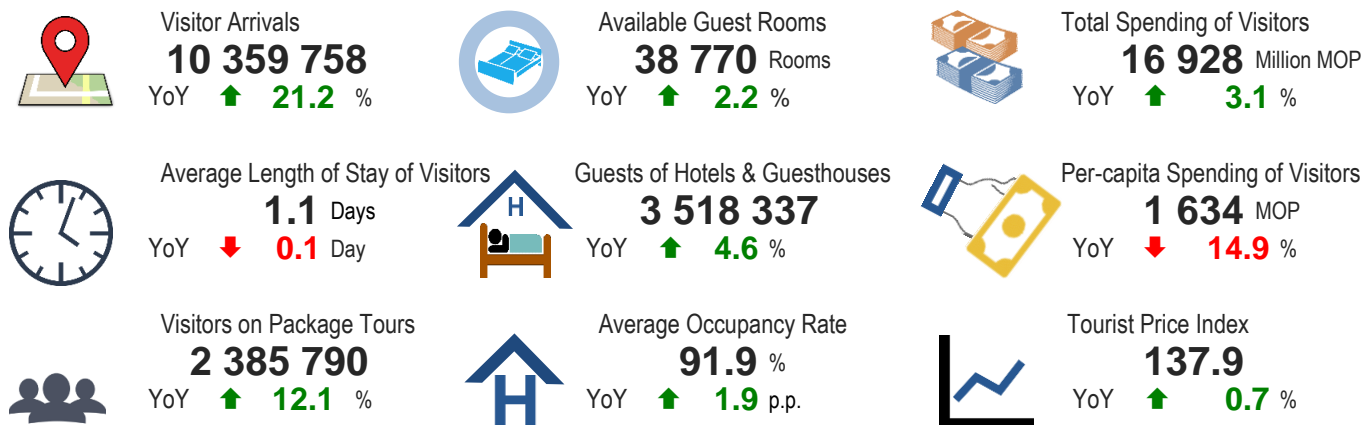


- Visitor arrivals totalled 10,359,758 in the first quarter of 2019, up by 21.2% year-on-year. The average length of stay of visitors shortened by 0.1 day year-on-year to 1.1 days. Visitors on package tours increased by 12.1% to 2,385,790.
- At the end of the first quarter of 2019, the 117 hotels & guesthouses operating in Macao provided a total of 38,770 guest rooms, a growth of 2.2% year-on-year. In the first quarter, guests of hotels & guesthouses rose by 4.6% year-on-year to 3,518,337. The average occupancy rate stood at 91.9%, an increase of 1.9 percentage points.
- Total spending (excluding gaming expenses) of visitors was MOP16.93 billion in the first quarter of 2019, up by 3.1% year-on-year, while per-capita spending of visitors dropped by 14.9% to MOP1,634. The Tourist Price Index was 137.9, up by 0.7% year-on-year.

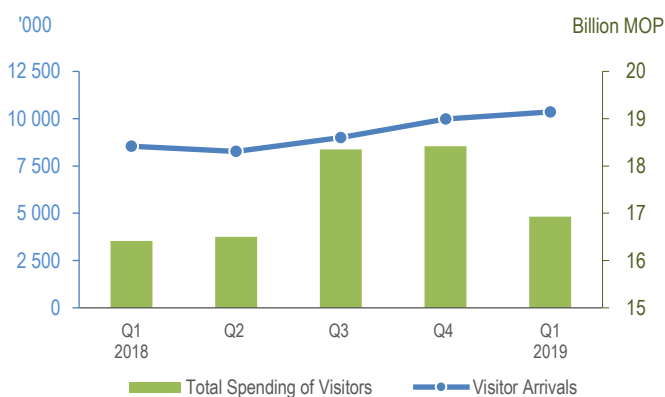
Principal Indicators



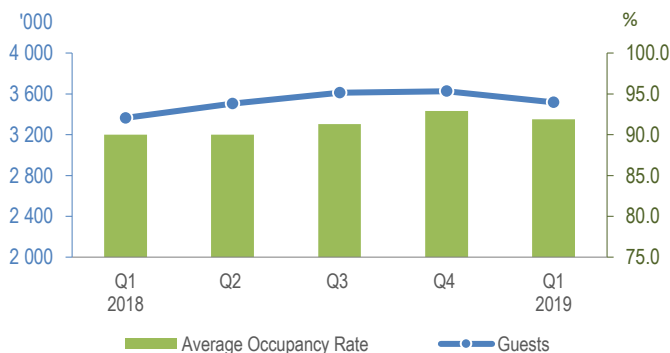
Visitor Arrivals



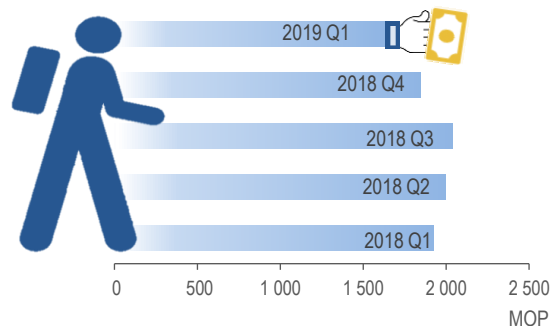
Total Spending of Visitors



Guests of Hotels & Guesthouses

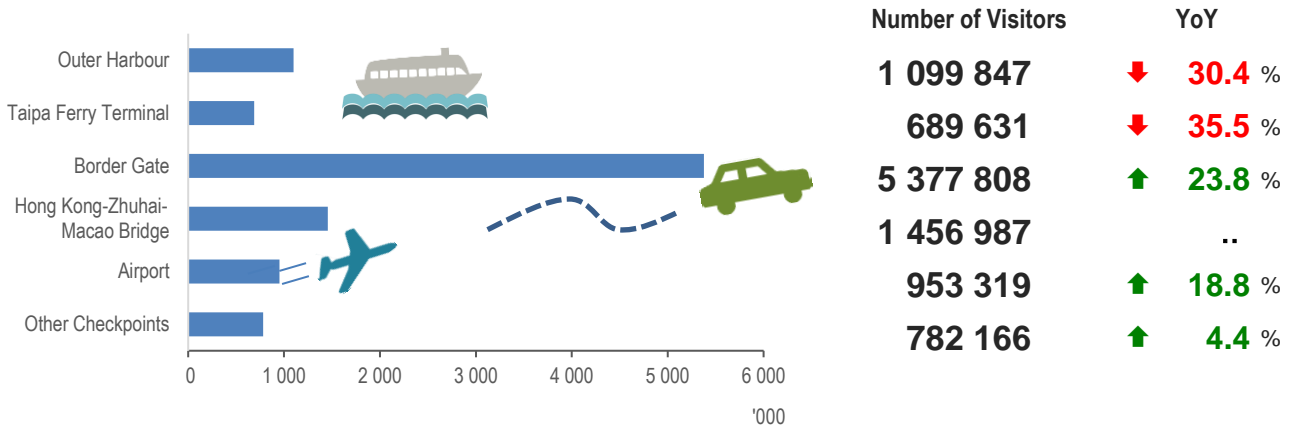


Per-capita Spending of Visitors



Visitor Arrivals

Mode of Transport



Overnight Visitors

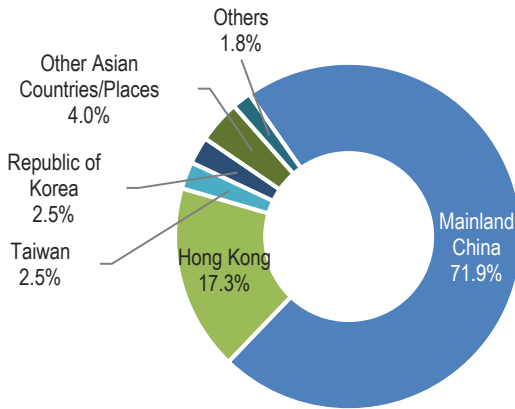
4 735 026 ↑ **9.3 %**
45.7 % of total



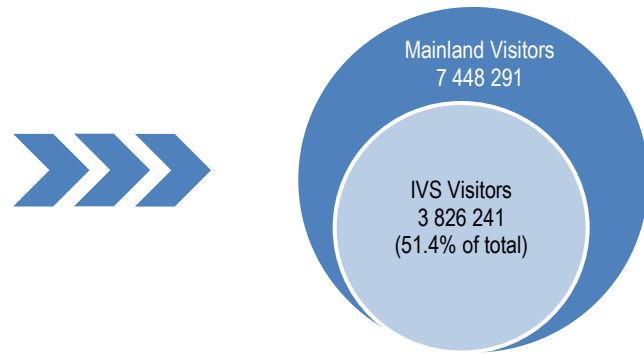
Same-day Visitors

5 624 732 ↑ **33.4 %**
54.3 % of total

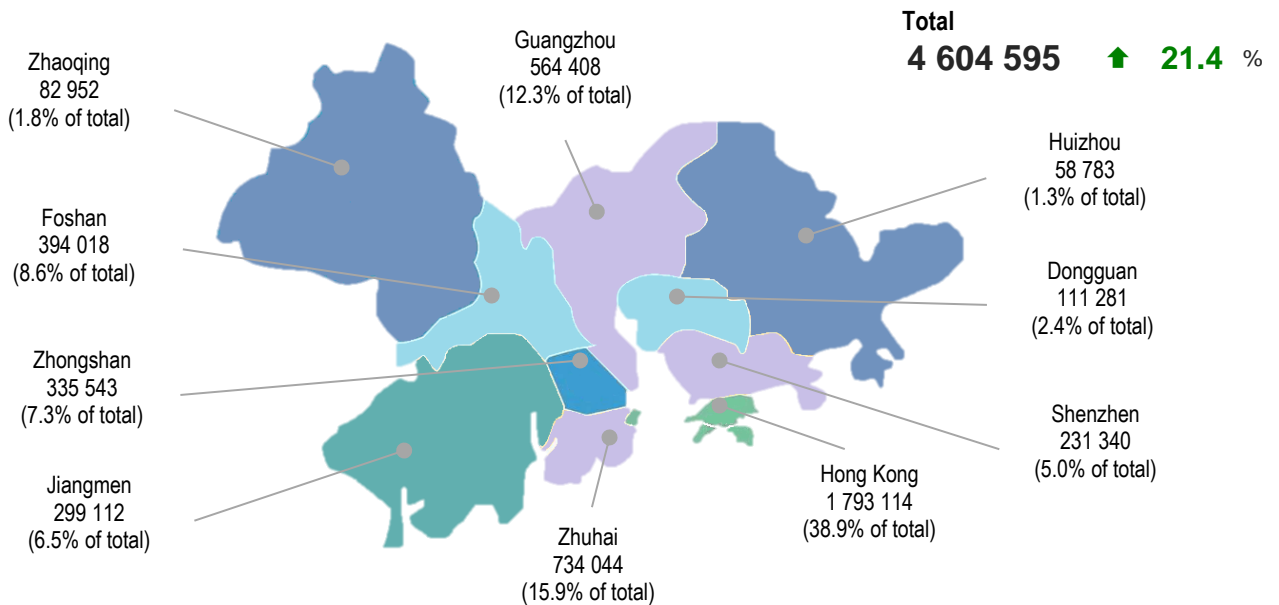
Distribution of Visitors by Country/Place



Mainland Visitors Travelling Under Individual Visit Scheme (IVS)



Distribution of Visitors from the Cities of the Greater Bay Area



Hotel & Guesthouse Accommodation



5-star Hotels
35 establishments
24 449 rooms
1 976 758 guests



4-star Hotels
17 establishments
7 717 rooms
881 016 guests



3-star Hotels
16 establishments
4 990 rooms
517 063 guests

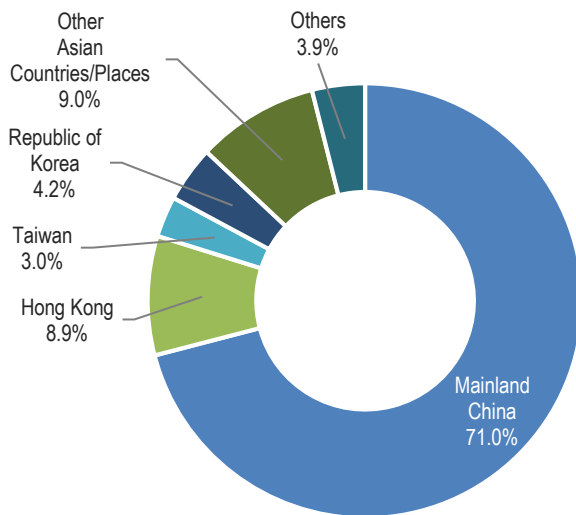


2-star Hotels
14 establishments
873 rooms
89 391 guests




Guesthouses
35 establishments
741 rooms
54 109 guests

Distribution of Guests by Country/Place



Average Occupancy Rate



Visitor Spending



Overnight Visitors

Total Spending **12 922** Million MOP ↑ **1.9** %
 Per-capita Spending **2 729** MOP ↓ **6.8** %



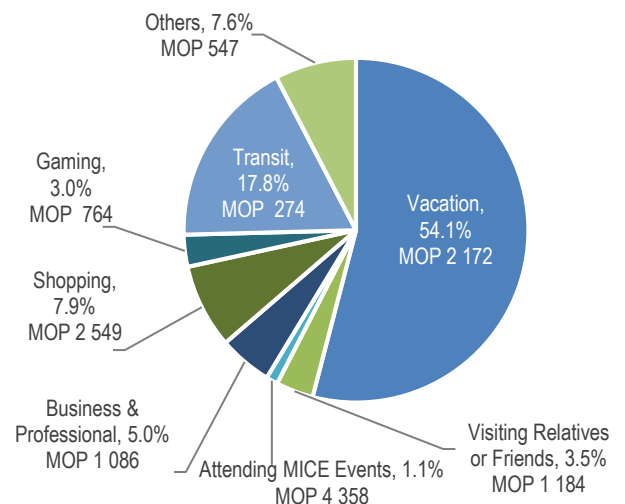
Same-day Visitors

Total Spending **4 005** Million MOP ↑ **7.2** %
 Per-capita Spending **712** MOP ↓ **19.7** %

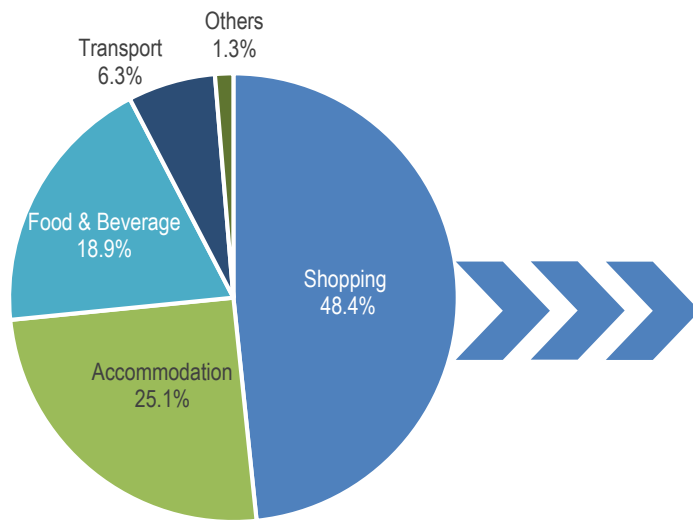
Top Five Countries/Places with the Highest Per-capita Spending

Country/Place	Per-Capita Spending	YoY
1 Mainland China	1 849 MOP	↓ 17.2 %
2 Singapore	1 682 MOP	↓ 13.6 %
3 Japan	1 612 MOP	↑ 5.5 %
4 Taiwan	1 460 MOP	↓ 11.7 %
5 Republic of Korea	1 429 MOP	↑ 2.9 %

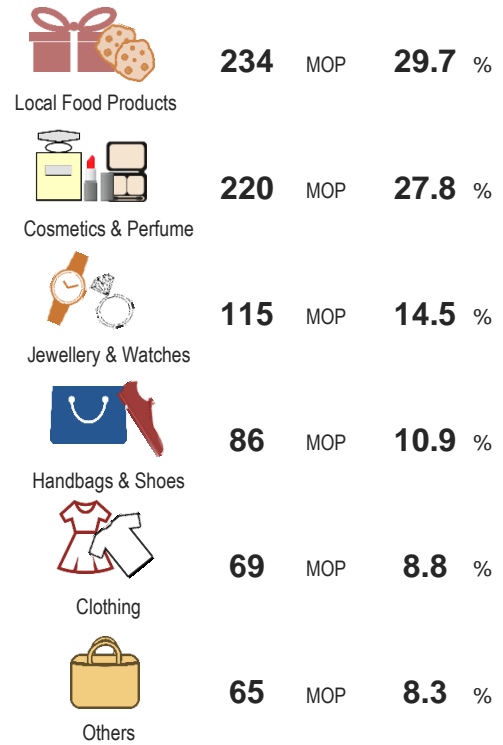
Structure and Per-Capita Spending of Visitors by Main Purpose of Visit



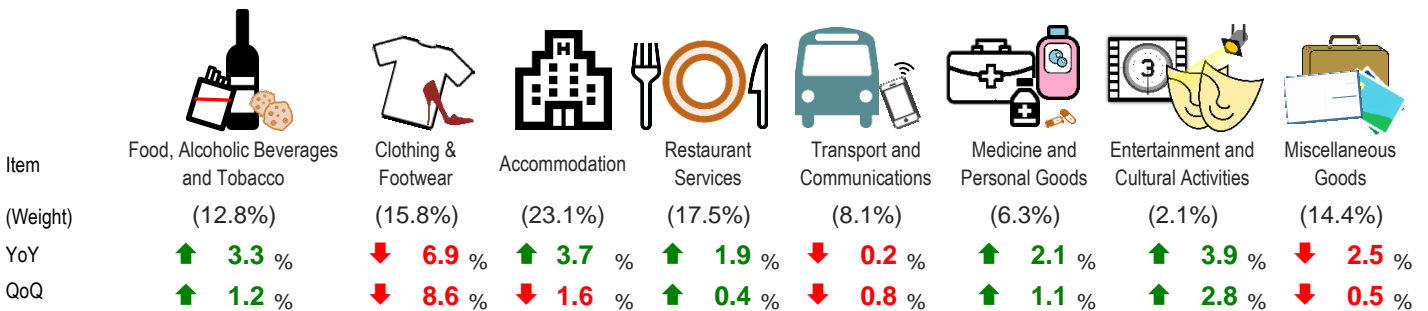
Structure of Visitor Spending



(Structure of shopping spending)



Tourist Price Index



Proportions of Visitors who were Satisfied with the Services/Facilities



Historical Data for 1st Quarter

	2014	2015	2016	2017	2018
Visitors					
Visitor Arrivals ('000)	7 690	7 412	7 457	7 872	8 546
Average Length of Stay (Day)	1.0	0.9	1.1	1.2	1.2
Visitors on Package Tours ('000)	2 314	2 606	1 700	1 732	2 127
Hotels/Guesthouses					
Guests ('000)	2 661	2 364	2 679	3 070	3 365
Average Occupancy Rate (%)	86.7	79.9	77.8	83.5	90.0
Visitor Spending					
Total Spending (Million MOP)	15 948	13 359	11 540	13 458	16 415
Per-capita Spending (MOP)	2 074	1 802	1 547	1 709	1 921
Tourist Price Index					
YoY (%)	7.4	1.5	-6.7	-5.5	6.2

Sampling Errors of Visitor Spending

	MOP			
	Per-capita Spending	Shopping	Accommodation	Food & Beverage
Visitors	0.8	0.6	0.2	0.2
Overnight Visitors	1.5	1.2	0.4	0.4
Same-day Visitors	0.5	0.5	-	0.1

Methodology

Data are obtained primarily from the Public Security Police Force, travel agencies, hotels, guesthouses and Visitor Expenditure Survey.

Data on visitor arrivals are provided by the Public Security Police Force on a monthly basis, while information on visitors on package tours is obtained from travel agencies every month. Besides, monthly information on guests is collected from hotels and guesthouses.

Visitor Expenditure Survey, which covers all visitors in Macao, adopts quota sampling method in selecting the sample. Enumerators collect spending data as well as comments on services and facilities from visitors during their stay in Macao at major departure points. Results of visitors' expenditure were extrapolated from data of about 26,000 valid questionnaires collected in the first quarter of 2019, whereas results of visitors' comments were derived by aggregating the data collected from the sample.

Glossary

Visitor¹: Any person taking a trip to a main destination outside his/her usual environment, for less than a year, for any main purpose other than to be employed by a resident entity in the country or place visited.

Classification of Visitors:

Overnight Visitor: Visitor who stays at least one night in a residential accommodation or casino in the place visited.

Same-day Visitor: Visitor who does not spend the night in any residential accommodation, hotel/guesthouse, or casino in the place visited.

Main Purpose of Visit¹: The most important reason or motivation for the trip, in the absence of which the trip would not have taken place.

Spending of Visitors¹: The amount paid by visitors for the purchase of goods and services for own use or to give away, including expenses paid by the visitors or reimbursed by others such as relatives, friends or employers. Spending of visitors excludes gaming expenses, donations, expenses on purchase of assets and goods for resale.

Note1: The definitions are in accordance with the International Recommendations for Tourism Statistics 2008 of UNWTO.

Symbols and abbreviations:

-	Absolute value equals zero	MOP	Macao Pataca
..	Not applicable	p.p.	Percentage point
%	Percentage	YoY	Year-on-year Change
'000	Thousand	QoQ	Quarter-on-quarter Change