

- A total of 1,095 new companies were incorporated in the first quarter, a decrease of 422 year-on-year. Meanwhile, total value of registered capital soared by 6,063.3% to MOP13.51 billion.
- In terms of origin of capital, mainland China contributed MOP13.40 billion (99.1% of total) to the capital of newly incorporated companies, with MOP13.01 billion coming from Beijing. Capital from the Mainland cities in the Greater Bay Area totalled MOP47 million, of which Zhuhai accounted for 69.5%. Moreover, capital from Macao and Hong Kong stood at MOP81 million and MOP35 million respectively.
- Companies in dissolution totalled 208 and the value of registered capital of these companies amounted to MOP49 million. At the end of the first quarter, total number of registered companies was 81,942.

Newly incorporated companies by industry

Industry	Current quarter		Year-on-year (%)	
	No.	Capital ('000 MOP)	No.	Capital
Total	1 095	13 514 525	-27.8	6 063.3
Financial Activities, Information & Related Activities	86	13 043 537	8.9	88 958.7
Construction	83	266 522	-45.8	3 226.6
Business Services	279	107 096	-31.3	100.4
Wholesale & Retail Trade	375	50 842	-27.6	-56.6

Newly incorporated companies by value of registered capital

Capital (MOP)	Current quarter		Year-on-year (%)	
	No.	Capital ('000 MOP)	No.	Capital
< 50 000	766	19 984	-32.9	-32.1
50 000 – 99 999	69	3 792	-36.7	-37.6
100 000 – 499 999	199	22 730	-11.2	-13.4
500 000 – 999 999	28	18 620	-	-0.7
≥ 1 000 000	33	13 449 400	135.7	9 594.0

Newly incorporated companies with capital from mainland China

Province or municipality	Current quarter		Year-on-year (%)	
	No.	Capital ('000 MOP)	No.	Capital
Total	264	13 396 539	-12.9	10 916.5
Mainland Cities in Greater Bay Area	155	46 610	-18.0	133.9
Wholesale & Retail Trade	65	23 479	-4.4	727.6
Information & Related Activities	17	10 061	-10.5	-9.8
Business Services	40	8 636	-7.0	232.0
Beijing	25	13 010 656	-	211 627.5
Henan	5	45 111	-28.6	-47.8

Historical data of the first quarter

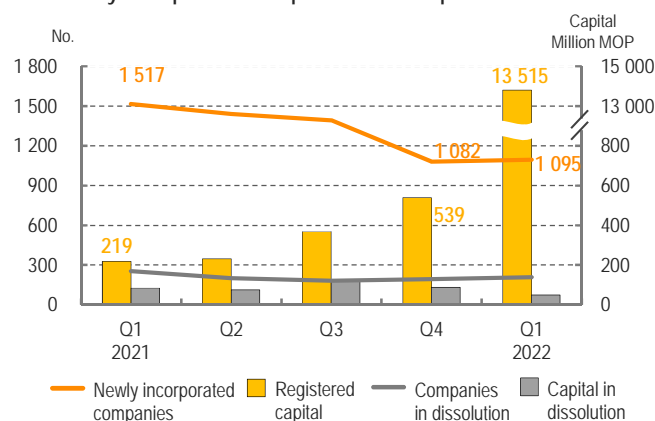
	2018	2019	2020	2021
Newly incorporated companies	1 453	1 613	1 046	1 517
Registered capital ('000 MOP)	235 110	1 243 131	248 826	219 274
Companies in dissolution	264	210	156	253
Capital in dissolution ('000 MOP)	117 438	81 109	15 364	84 645

Symbols and Abbreviations:

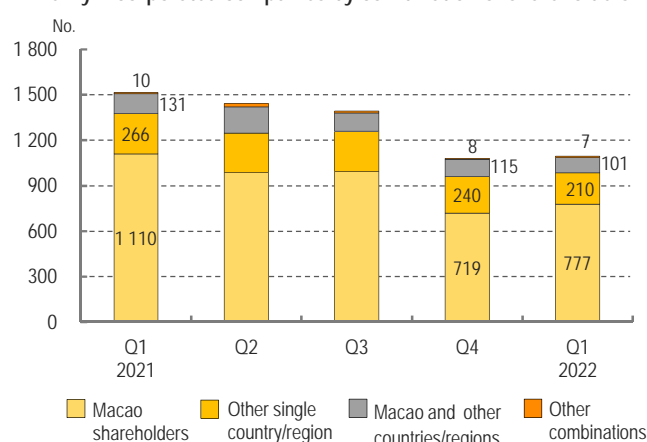
- Absolute value equals zero '000 Thousand MOP Macao Pataca

Source of data: Commerce and Movable Property Registry

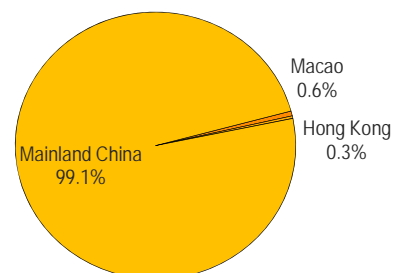
Newly incorporated companies and companies in dissolution



Newly incorporated companies by combination of shareholders



Origin of capital of newly incorporated companies



For additional information:
<http://www.dsec.gov.mo/e/company.aspx>