

- A total of 1,107 new companies were incorporated in the second quarter of 2025, and the total registered capital amounted to MOP98 million.
- Companies in dissolution totalled 283 and the value of capital of these companies was MOP69 million. Number of companies showed a net increase of 824.
- Of the total capital of the new companies, 34.1% (MOP33 million) originated from the Chinese mainland and 43.3% (MOP42 million) from the Macao SAR. Capital from the Mainland cities in the Greater Bay Area amounted to MOP12 million, with Zhuhai accounting for 45.3%. Meanwhile, capital from the Hong Kong SAR totalled MOP19 million.

Newly incorporated companies by industry

Industry	Current quarter		First half year	
	No.	Capital ('000 MOP)	No.	Capital ('000 MOP)
Total	1 107	97 660	2 020	303 024
Wholesale & Retail Trade	380	24 562	682	55 635
Business Services	326	24 055	605	101 678
Recreational, Cultural, Gaming & Other Services	98	15 266	185	80 725
Financial Activities, Information & Related Activities	77	13 304	123	16 999

Newly incorporated companies by value of registered capital

Capital (MOP)	Current quarter		First half year	
	No.	Capital ('000 MOP)	No.	Capital ('000 MOP)
< 50 000	791	20 329	1 431	36 814
50 000 – 99 999	69	3 974	132	7 621
100 000 – 499 999	216	22 718	385	42 268
500 000 – 999 999	19	12 140	48	32 323
≥ 1 000 000	12	38 499	24	183 999

Newly incorporated companies with capital from the Chinese mainland

Province or municipality	Current quarter		First half year	
	No.	Capital ('000 MOP)	No.	Capital ('000 MOP)
Total	359	33 330	646	157 280
Mainland Cities in Greater Bay Area	199	11 527	372	86 599
Wholesale & Retail Trade	58	3 436	121	17 468
Construction	24	2 264	59	6 821
Business Services	60	2 218	106	55 483
Beijing	27	5 646	49	7 931
Shanghai	23	1 787	41	3 501

Historical data of the second quarter

	2021	2022	2023	2024
Newly incorporated companies	1 441	924	1 266	1 179
Registered capital ('000 MOP)	231 338	322 073	376 448	153 530
Companies in dissolution	201	171	223	365
Capital in dissolution ('000 MOP)	74 548	26 975	54 694	51 329

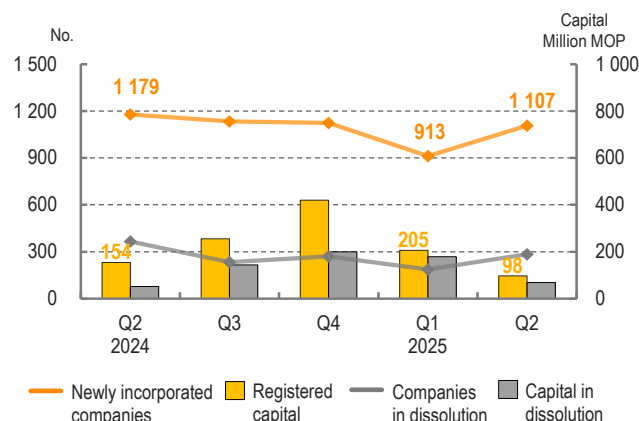
Symbol and Abbreviation:

- Absolute value equals zero '000 Thousand MOP Macao Pataca Macao SAR Macao Special Administrative Region
Hong Kong SAR Hong Kong Special Administrative Region

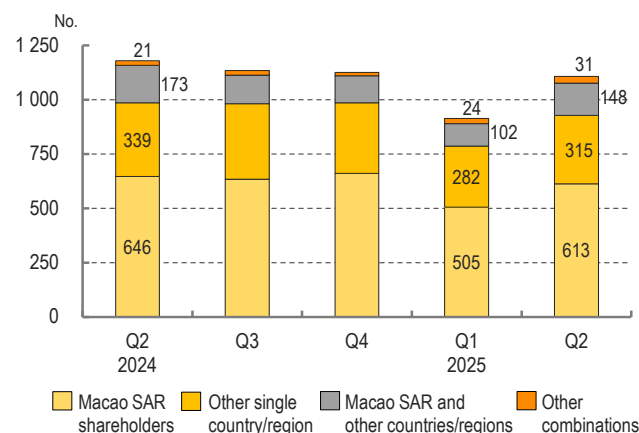
Source of data: Commerce and Movable Property Registry

Alameda Dr. Carlos d' Assumpção No. 411-417, Dynasty Plaza, 17th floor, Macao Tel: (853) 8399 5311 Fax: (853) 2830 7825 E-mail: info@dsec.gov.mo
Official Statistics. Reproduction of these data is allowed provided the source is quoted.

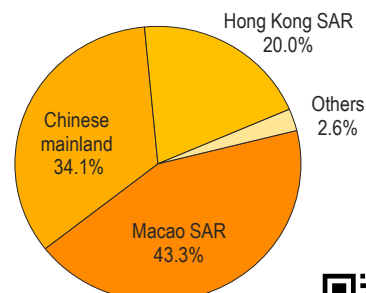
Newly incorporated companies and companies in dissolution



Newly incorporated companies by combination of shareholders



Origin of capital of newly incorporated companies



For additional information:

<http://www.dsec.gov.mo/e/company.aspx>