

- A total of 1,392 new companies were incorporated in the second quarter, a decrease of 273 year-on-year. Total value of registered capital fell by 94.9% to MOP111 million.
- Capital from Macao totalled MOP64 million, accounting for 57.6% of the total. Mainland China contributed MOP11 million in capital, of which 40.2% came from the Mainland cities in the Greater Bay Area. Meanwhile, capital from Hong Kong amounted to MOP10 million.
- Companies in dissolution totalled 182 and the value of registered capital of these companies amounted to MOP90 million. At the end of the second quarter, total number of registered companies was 73,540, an increase of 4,498 from a year earlier.

### Newly incorporated companies by industry

Industry	Current quarter		First half year	
	No.	Capital ('000 MOP)	No.	Capital ('000 MOP)
Total	1 392	110 897	2 438	359 722
Wholesale & Retail Trade	543	46 254	975	68 464
Business Services	310	27 620	607	79 630
Transport, Storage & Communications	93	7 516	144	151 297
Construction	101	5 343	121	23 522

### Newly incorporated companies by value of registered capital

Capital (MOP)	Current quarter		First half year	
	No.	Capital ('000 MOP)	No.	Capital ('000 MOP)
< 50 000	1 114	28 614	1 917	49 236
50 000 – 99 999	75	4 048	138	7 511
100 000 – 499 999	172	18 665	316	35 235
500 000 – 999 999	17	10 740	38	23 910
≥ 1 000 000	14	48 830	29	243 830

### Newly incorporated companies with capital from mainland China

Province or municipality	Current quarter		First half year	
	No.	Capital ('000 MOP)	No.	Capital ('000 MOP)
Total	118	10 962	285	24 072
Mainland Cities in Greater Bay Area	65	4 405	161	9 077
Wholesale & Retail Trade	29	2 498	62	4 412
Information & Related Activities	9	718	17	856
Business Services	12	561	44	2 162
Shanghai	7	2 467	23	6 228
Beijing	15	1 048	35	1 759

### Historical data of the second quarter

	2016	2017	2018	2019
Newly incorporated companies	1 141	1 229	1 720	1 665
Registered capital ('000 MOP)	140 362	7 304 791	220 680	2 161 835
Companies in dissolution	228	195	169	211
Capital in dissolution ('000 MOP)	58 210	29 923	49 747	76 164

Symbols and Abbreviations:

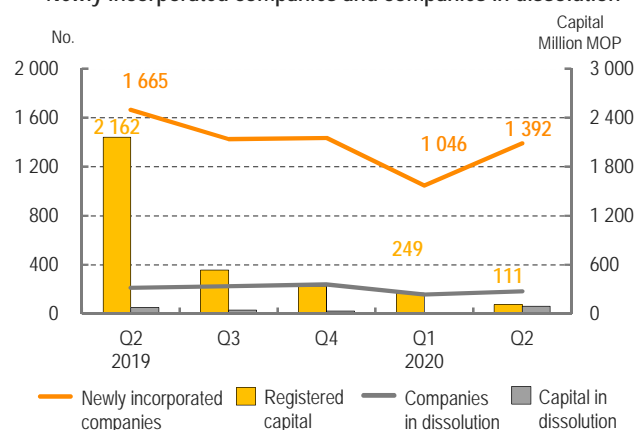
'000 Thousand MOP Macao Pataca

Source of data: Commerce and Movable Property Registry

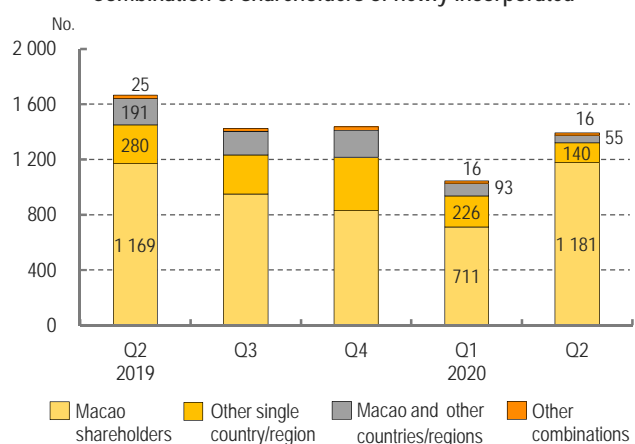
Alameda Dr. Carlos d' Assumpção No. 411-417, Dynasty Plaza, 17th floor, Macao Tel: (853) 8399 5311 Fax: (853) 2830 7825 E-mail: info@dsec.gov.mo  
Official Statistics. Reproduction of these data is allowed provided the source is quoted.

www.dsec.gov.mo

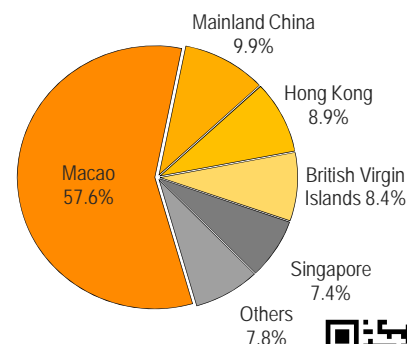
### Newly incorporated companies and companies in dissolution



### Combination of shareholders of newly incorporated



### Origin of capital of newly incorporated companies



For additional information:

<http://www.dsec.gov.mo/e/company.aspx>