

- Population estimate of Macao was 636,200 as at 31 December 2014, up by 28,700 or 4.7% year-on-year. Males accounted for 49.4% and females shared 50.6%.
- For the whole year of 2014, live births and mortality increased by 12.0% and 1.0% respectively year-on-year; rate of natural increase was 8.7‰.
- A net migration of 23,300 was recorded, up by 11.5% year-on-year, attributable to an increase in non-resident workers living in Macao.
- Population of the Taipa Island increased by 9.3% year-on-year to 101,900, with its relative importance rising by 0.7 percentage points to 16.0%.

Principal Indicators

	2014	2013	Change
End-year population ('000)	636.2	607.5	4.7 %
Male	314.0	295.2	6.4 %
Female	322.2	312.3	3.2 %
Distribution by Age Group (%)			
Youth (aged 0-14)	11.4	11.3	0.1 p.p.
Adult (aged 15-64)	80.2	80.7	-0.5 p.p.
Elderly (aged 65 and over)	8.4	8.0	0.4 p.p.
Dependency ratio and ageing ratio (%)			
Dependency ratio	24.7	24.0	0.7 p.p.
Youth dependency ratio	14.2	14.0	0.2 p.p.
Elderly dependency ratio	10.5	9.9	0.6 p.p.
Ageing ratio	73.8	70.8	3.0 p.p.

p.p. Percentage point

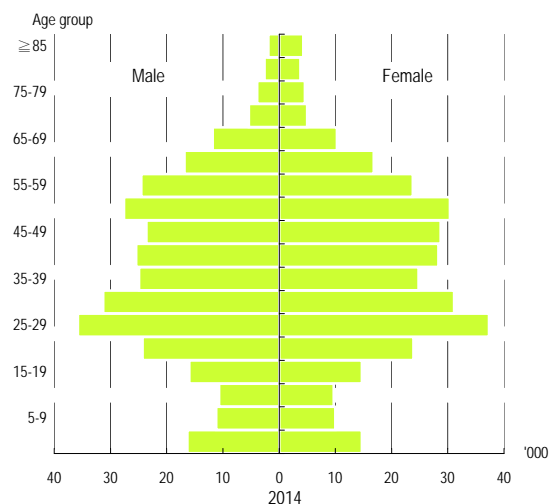
Changes in Population

	2014	2013	Difference
Natural increase	5.4	4.6	0.8
Net migration	23.3	20.9	2.4
Population increase	28.7	25.5	3.2

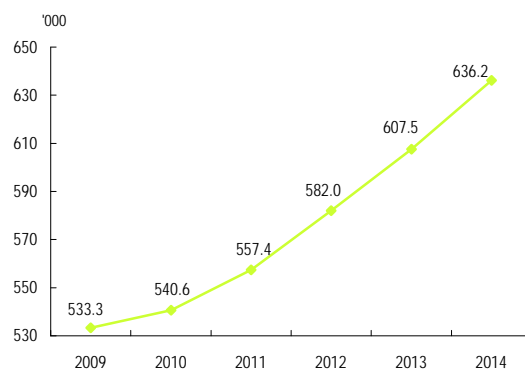
Demographic Indicators of Past Years

	2009	2010	2011	2012	2013	2014
End-year population ('000)	533.3	540.6	557.4	582.0	607.5	636.2
Mid-year population ('000)	535.0	537.0	549.6	567.9	591.9	621.7
Birth rate (‰)	8.9	9.5	10.6	12.9	11.1	11.8
Mortality rate (‰)	3.1	3.3	3.4	3.2	3.2	3.1
Rate of natural increase (‰)	5.8	6.2	7.3	9.6	7.9	8.7
Annual growth rate (%)	-1.8	1.4	3.1	4.3	4.3	4.6

Population Pyramid

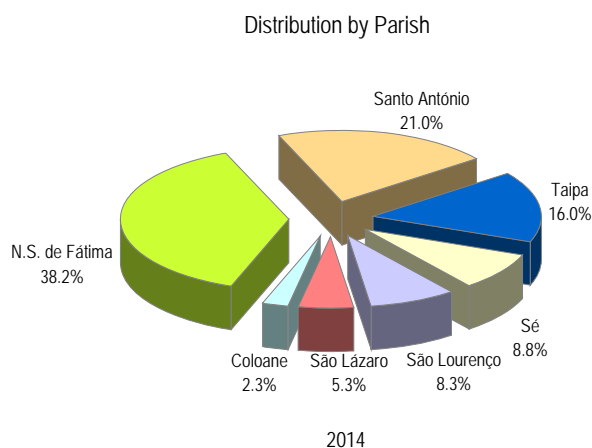


End-year Population



Population by Parish '000

	2014	2013	Difference
Santo António	133.7	129.8	3.9
São Lázaro	33.6	33.1	0.5
São Lourenço	52.8	51.7	1.1
Sé	55.8	52.2	3.6
N.S. de Fátima	243.3	237.5	5.8
Taipa	101.9	93.2	8.7
Coloane	14.4	9.3	5.1



Glossary

Natural increase: Number of live-births minus number of deaths for the year.

Rate of natural increase: Natural increase per 1,000 persons at mid-year.

Net migration: Net balance of population movements, including Chinese immigrants, individuals granted right of abode, non-resident workers and foreign students living in Macao, etc.

Dependency ratio: The percentage share of population aged 0-14 and 65 and above to the population aged 15-64.

Youth dependency ratio: The percentage share of population aged 0-14 to the population aged 15-64.

Elderly dependency ratio: The percentage share of population aged 65 and above to the population aged 15-64.

Ageing ratio: The percentage share of population aged 65 and above to the population aged 0-14.

Birth rate: Number of live-births per 1,000 persons at mid-year.

Mortality rate: Number of deaths per 1,000 persons at mid-year.

Total may not correspond to the sum of partial figures due to rounding.

For additional information:

<http://www.dsec.gov.mo/e/pop.aspx>

