

BUSINESS CLIMATE SURVEY
RESTAURANTS & SIMILAR ESTABLISHMENTS AND RETAIL TRADE

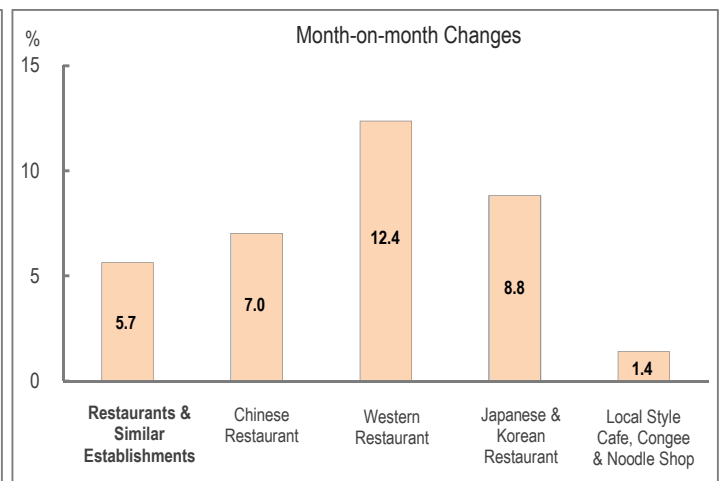
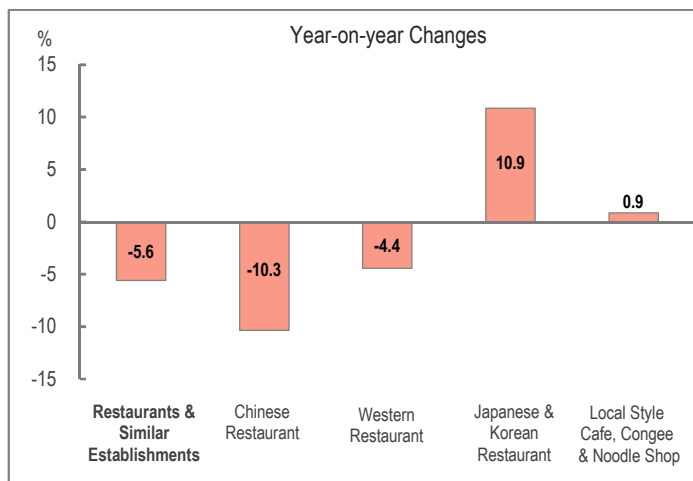
DECEMBER 2024

- In December 2024, receipts of the interviewed restaurants & similar establishments and retailers decreased by 5.6% and 21.1% year-on-year respectively. In comparison with November, receipts of the interviewed establishments and retailers grew by 5.7% and 7.9% respectively on account of the Christmas holidays.
- As regards the business expectations for January 2025, 44% of the interviewed restaurants & similar establishments and 36% of the interviewed retailers expected their receipts to increase month-on-month; meanwhile, 17% of the interviewed establishments and 20% of the interviewed retailers anticipated a drop in receipts. The Business Outlook Index (BOI) was higher than 50 for both restaurants & similar establishments (63.6) and retail trade (57.7), indicating that the respondents from both industries expected a better business outlook in January 2025 compared to December 2024.

Changes in Receipts of Restaurants & Similar Establishments

Among all types of interviewed restaurants & similar establishments, receipts of Chinese Restaurants and Western Restaurants dropped by 10.3% and 4.4% year-on-year respectively in December 2024, while receipts of Japanese & Korean Restaurants grew by 10.9%.

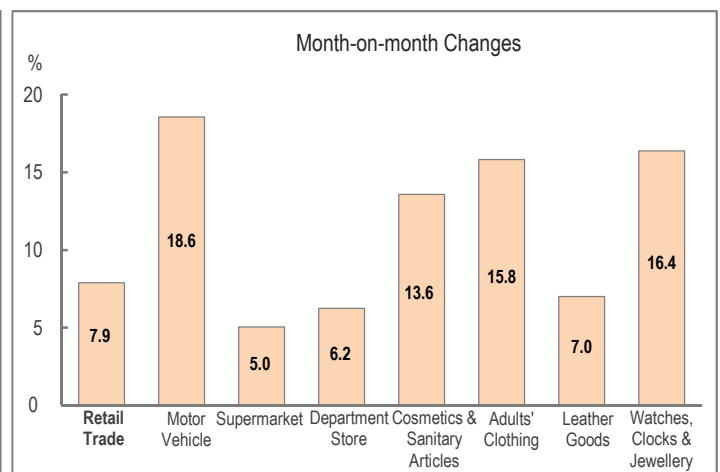
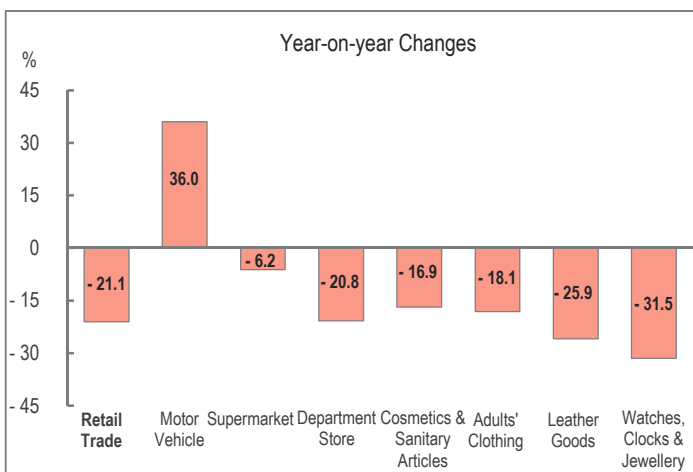
When compared to November, all types of interviewed establishments registered an increase in receipts in December, with receipts of Western Restaurants, Japanese & Korean Restaurants and Chinese Restaurants rising by 12.4%, 8.8% and 7.0% respectively.



Changes in Sales of Retailers

Among all types of interviewed retailers, sales of Watches, Clocks & Jewellery Retailers, Leather Goods Retailers and Department Stores dropped by 31.5%, 25.9% and 20.8% year-on-year respectively in December, while sales of Motor Vehicle Retailers increased by 36.0%.

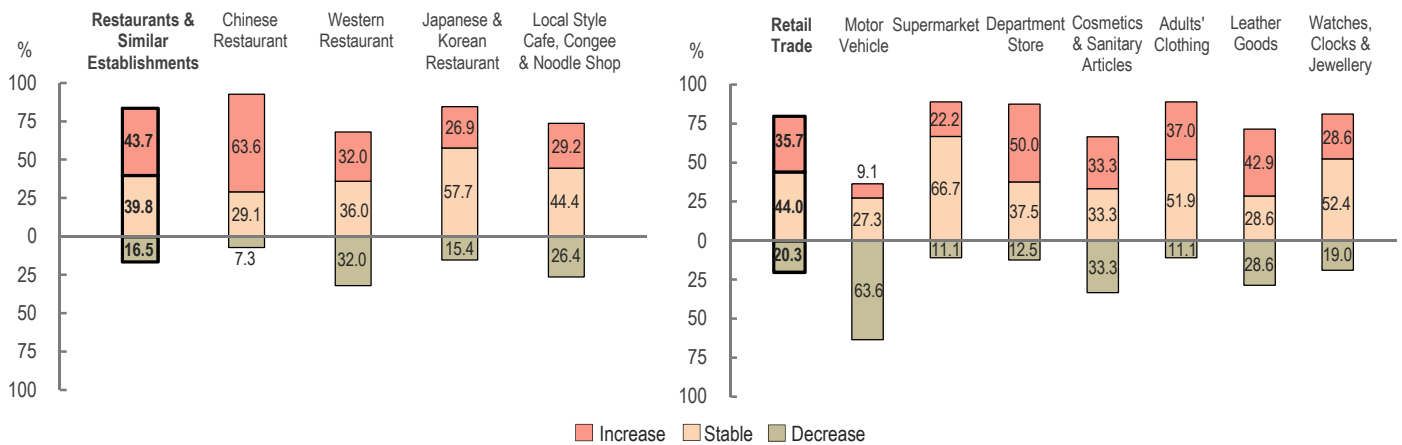
As compared with November, all types of interviewed retailers saw an increase in sales in December 2024; retailers of Motor Vehicles, Watches, Clocks & Jewellery, Adults' Clothing and Cosmetics & Sanitary Articles rose by 18.6%, 16.4%, 15.8% and 13.6% respectively.



Business Expectations of Restaurants & Similar Establishments and Retailers

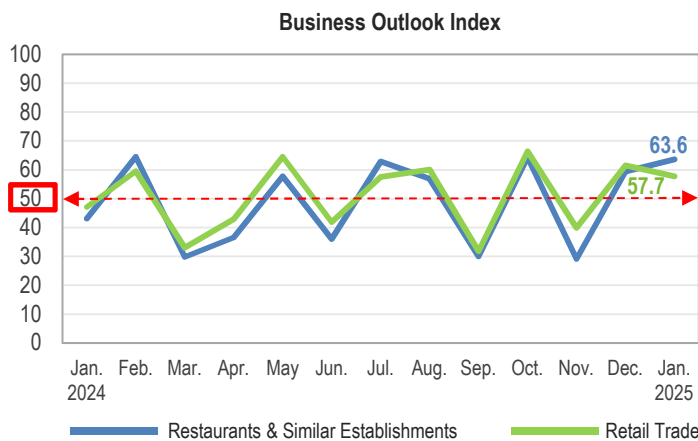
As regards the business expectations for January 2025, there were 44% of the interviewed restaurants & similar establishments expecting their receipts to increase month-on-month on account of the Lunar New Year holidays; the corresponding shares for Chinese Restaurants and Western Restaurants were 64% and 32% respectively. On the other hand, about 17% of the interviewed establishments predicted that their receipts would decrease month-on-month in January.

For retail trade, 36% of the interviewed retailers expected a month-on-month sales growth in January 2025. The corresponding shares for Department Stores and Leather Goods Retailers were 50% and 43% respectively. By contrast, around 20% of the interviewed retailers expected a month-on-month sales drop in January, and the corresponding proportion for Motor Vehicle Retailers reached 64%.



Business Outlook Index (BOI)

The Business Outlook Index (BOI) that reflects the trend of month-on-month changes in receipts anticipated by the interviewed establishments was higher than 50 for both restaurants & similar establishments (63.6) and retail trade (57.7), indicating that the respondents from both industries expected a better business outlook in January 2025 compared to December 2024.



Methodology, Scope and Coverage

The sample of the Business Climate Survey on Restaurants & Similar Establishments and Retail Trade comprises 229 restaurants & similar establishments and 161 retailers, which accounted for 53.5% and 70.6% of the respective industry's receipts in 2019. The Survey results were not extrapolated.

As a panel sample of establishments is used in this Survey, the changes in receipts in the reference month as compared to the month of comparison serve as reference indicators of the business performance of restaurants & similar establishments and retailers. The BOI, which is compiled based on the results of the Business Climate Survey on Restaurants & Similar Establishments and Retail Trade, measures the trend of business performance according to the change in receipts in the coming month anticipated by the interviewed establishments when compared to their receipts in the reference month. The overall indices and the proportions of establishments for the two industries are obtained from the weighted averages of the respective indicators for the sub-industries, and the weights applied are based on the results of the Survey on Restaurants & Similar Establishments for 2019 and the Survey on Wholesale and Retail Trade for 2019. The index value ranges between 0 and 100; an index value above 50 implies that the industry has higher business expectations for the coming month as against the reference month, whereas an index value below 50 indicates the opposite.

Symbols & Note

% Percentage

Percentages may not add up to 100% due to rounding.

Remarks

Results presented in this report were not extrapolated and only reflect the business performance and expectations of the sampling units. In order to achieve timeliness of the results, restaurants and retailers may not get hold of the actual sales figures at the time of data collection.

Owing to the above stated limitations, the Survey results only serve as a reference on the business trends of the surveyed industries. Hence, it is recommended to take into account other relevant data when evaluating the overall business performance of these industries.

For addition information:
<http://www.dsec.gov.mo/e/ircr.aspx>

