

- A total of 1,613 new companies were incorporated, an increase of 160 year-on-year. Total value of registered capital soared by 428.7% to MOP1.2 billion, of which MOP1.1 billion came from Financial Services.
- As regards origin of capital, British Virgin Islands accounted for 80.6% of the total, at MOP1 billion. Macao and Hong Kong contributed MOP177 million and MOP35 million respectively. Capital from Mainland China totalled MOP25 million, with MOP13 million coming from the Mainland cities in the Greater Bay Area.
- Companies in dissolution totalled 210 and the value of registered capital amounted to MOP81 million. At the end of the first quarter, total number of registered companies was 67,590, an increase of 5,353 from a year earlier.

Newly incorporated companies by industry

Industry	Current quarter		Year-on-year (%)	
	No.	Capital ('000 MOP)	No.	Capital
Total	1 613	1 243 131	11.0	428.7
Financial Services	9	1 050 200	350.0	#
Transport, Storage & Communications	74	64 885	32.1	23.8
Business Services	470	57 858	54.6	-8.0
Wholesale & Retail Trade	539	32 586	-7.4	-63.6

Newly incorporated companies by value of registered capital

Capital (MOP)	Current quarter		Year-on-year (%)	
	No.	Capital ('000 MOP)	No.	Capital
< 50 000	1 275	32 743	14.3	14.2
50 000 – 99 999	103	5 411	10.8	6.7
100 000 – 499 999	177	21 427	-13.2	-8.8
500 000 – 999 999	18	11 450	20.0	15.9
≥ 1 000 000	40	1 172 100	53.8	597.7

Newly incorporated companies with capital from Mainland China

Province or municipality	Current quarter		Year-on-year (%)	
	No.	Capital ('000 MOP)	No.	Capital
Total	236	25 063	9.8	-64.7
Mainland Cities in Greater Bay Area	164	12 825	20.6	-9.2
Wholesale & Retail Trade	77	5 853	35.1	193.7
Business Services	33	2 360	32.0	182.3
Recreational, Cultural, Gaming & Other Service	11	1 192	22.2	-27.8
Beijing	22	2 361	57.1	-92.4
Shanghai	11	2 513	10.0	666.2

Historical data of the first quarter

	2015	2016	2017	2018
Newly incorporated companies	1 455	1 117	1 472	1 453
Registered capital ('000 MOP)	156 779	122 544	155 144	235 110
Companies in dissolution	158	196	223	264
Capital in dissolution ('000 MOP)	25 918	52 290	56 128	117 438

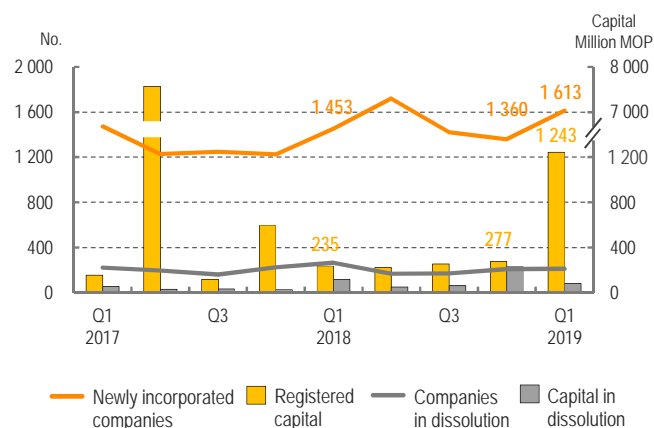
Symbols and Abbreviations:

'000 Thousand MOP Macao Pataca # Confidential data

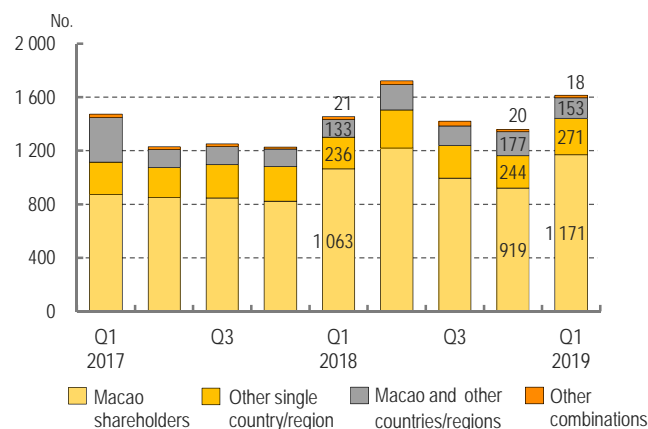
Source of data: Commerce and Movable Property Registry

Alameda Dr. Carlos d' Assumpção No. 411-417, Dynasty Plaza, 17th floor, Macao Tel: (853) 8399 5311 Fax: (853) 2830 7825 E-mail: info@dsec.gov.mo
Official Statistics. Reproduction of these data is allowed provided the source is quoted.

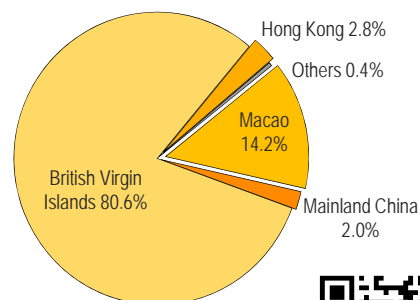
Newly incorporated companies and companies in dissolution



Combination of shareholders of newly incorporated companies



Origin of capital of newly incorporated companies



For additional information:

<http://www.dsec.gov.mo/e/company.aspx>