

- Number of newly incorporated companies decreased by 455 year-on-year to 1,082 in the fourth quarter, while total value of registered capital soared by 278.2% to MOP539 million. As regards origin of capital, the British Virgin Islands and Macao contributed MOP210 million and MOP183 million to the capital of newly incorporated companies, accounting for 39.0% and 34.0% respectively of the total. Capital from mainland China totalled MOP97 million, taking up 18.0% of the total; capital from Guangdong totalled MOP35 million, of which MOP34 million came from the Mainland cities in the Greater Bay Area (with 57.0% coming from Zhuhai).
- Companies in dissolution totalled 194 and the value of registered capital amounted to MOP88 million. At the end of 2021, number of registered companies in Macao totalled 81,060.
- For the whole year of 2021, a total of 5,434 new companies were incorporated, a decrease of 261 year-on-year; total value of registered capital surged by 123.9% to MOP1.36 billion.

## Newly incorporated companies by industry

Industry	Current quarter		2021	
	No.	Capital ('000 MOP)	No.	Capital ('000 MOP)
Total	1 082	538 537	5 434	1 358 942
Business Services	257	283 189	1 426	472 426
Wholesale & Retail Trade	389	48 757	1 875	433 093
Recreational, Cultural, Gaming & Other Service Activities	71	14 731	380	41 403
Real Estate	94	11 735	399	36 225

## Newly incorporated companies by value of registered capital

Capital (MOP)	Current quarter		2021	
	No.	Capital ('000 MOP)	No.	Capital ('000 MOP)
< 50 000	734	19 045	3 897	101 118
50 000 – 99 999	76	4 045	391	21 244
100 000 – 499 999	211	23 600	895	102 140
500 000 – 999 999	32	23 740	152	106 212
≥ 1 000 000	29	468 106	99	1 028 228

## Newly incorporated companies with capital from mainland China

Province or municipality	Current quarter		2021	
	No.	Capital ('000 MOP)	No.	Capital ('000 MOP)
Total	270	96 683	1 245	472 290
Mainland Cities in Greater Bay Area	166	34 008	777	142 395
Wholesale & Retail Trade	61	13 127	291	44 404
Business Services	35	9 983	181	40 140
Manufacturing	7	4 770	23	5 588
Beijing	25	29 215	99	47 803
Hubei	4	9 943	28	21 356

## Historical data of the fourth quarter

	2017	2018	2019	2020
Newly incorporated companies	1 226	1 360	1 436	1 537
Registered capital ('000 MOP)	596 796	276 911	339 714	142 378
Companies in dissolution	225	208	239	182
Capital in dissolution ('000 MOP)	27 376	226 389	33 437	79 618

Symbols and Abbreviations:

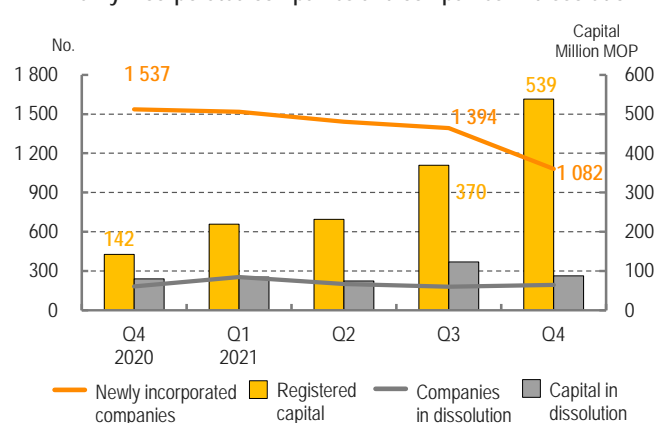
'000 Thousand MOP Macao Pataca

Source of data: Commerce and Movable Property Registry

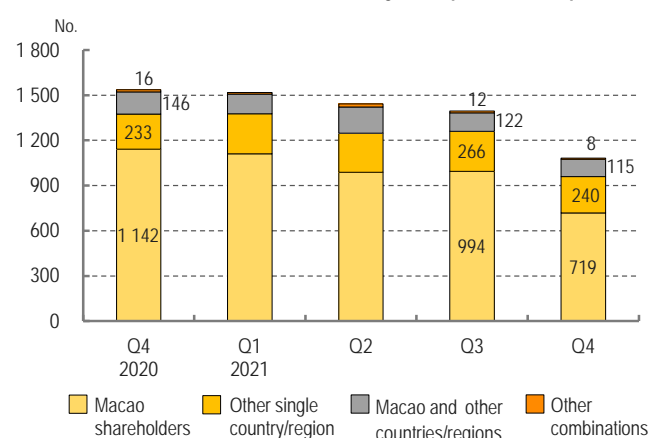
Alameda Dr. Carlos d' Assumpção No. 411-417, Dynasty Plaza, 17th floor, Macao Tel: (853) 8399 5311 Fax: (853) 2830 7825 E-mail: info@dsec.gov.mo  
Official Statistics. Reproduction of these data is allowed provided the source is quoted.

www.dsec.gov.mo

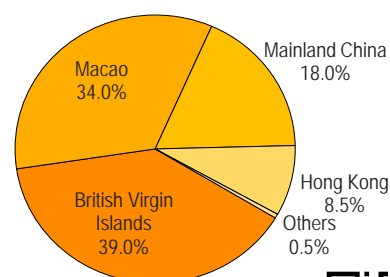
## Newly incorporated companies and companies in dissolution



## Combination of shareholders of newly incorporated companies



## Origin of capital of newly incorporated companies



For additional information:

<http://www.dsec.gov.mo/e/company.aspx>