

- A total of 1,394 new companies were incorporated in the third quarter, a decrease of 326 year-on-year; value of registered capital, however, surged by 253.1% to MOP370 million.
- As regards origin of capital, mainland China contributed MOP 128 million to the capital of newly incorporated companies. Analysed by province/municipality, capital from Shanghai amounted to MOP34 million; capital from Guangdong totalled MOP59.7 million, of which the Mainland cities in the Greater Bay Area contributed MOP59.5 million (with 59.5% from Zhuhai). Meanwhile, capital from Singapore and Macao stood at MOP80 million and MOP65 million respectively.
- Companies in dissolution totalled 180 and the value of registered capital of these companies amounted to MOP123 million. At the end of the third quarter, total number of registered companies was 80,170.

## Newly incorporated companies by industry

Industry	Current quarter		Cumulative	
	No.	Capital ('000 MOP)	No.	Capital ('000 MOP)
Total	1 394	369 794	4 352	820 406
Wholesale & Retail Trade	501	181 749	1 486	384 336
Financial Services, Information & Related Activities	59	69 803	231	95 046
Business Services	375	53 378	1 169	189 237
Recreational, Cultural, Gaming & Other Service Activities	86	13 189	309	26 673

## Newly incorporated companies by value of registered capital

Capital (MOP)	Current quarter		Cumulative	
	No.	Capital ('000 MOP)	No.	Capital ('000 MOP)
< 50 000	993	25 825	3 163	82 072
50 000 – 99 999	97	5 299	315	17 199
100 000 – 499 999	227	25 570	684	78 540
500 000 – 999 999	50	36 100	120	82 472
≥ 1 000 000	27	277 000	70	560 122

## Newly incorporated companies with capital from mainland China

Province or municipality	Current quarter		Cumulative	
	No.	Capital ('000 MOP)	No.	Capital ('000 MOP)
Total	309	128 122	975	375 607
Mainland Cities in Greater Bay Area	195	59 524	611	108 387
Wholesale & Retail Trade	78	23 202	230	31 277
Information & Related Activities	13	17 216	63	31 656
Business Services	51	13 041	146	30 157
Shanghai	24	34 434	59	75 480
Zhejiang	14	26 148	40	52 034

## Historical data of the third quarter

	2017	2018	2019	2020
Newly incorporated companies	1 250	1 420	1 426	1 720
Registered capital ('000 MOP)	116 006	253 716	535 958	104 732
Companies in dissolution	160	172	225	165
Capital in dissolution ('000 MOP)	32 982	59 288	44 578	64 457

Symbols and Abbreviations:

'000 Thousand MOP Macao Pataca

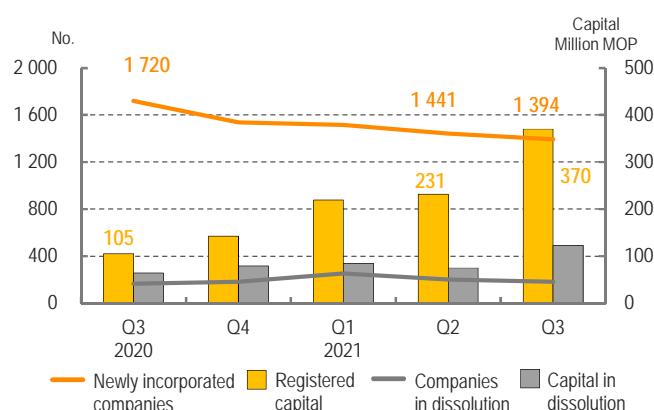
Source of data: Commerce and Movable Property Registry

Alameda Dr. Carlos d' Assumpção No. 411-417, Dynasty Plaza, 17th floor, Macao Tel: (853) 8399 5311 Fax: (853) 2830 7825 E-mail: info@dsec.gov.mo

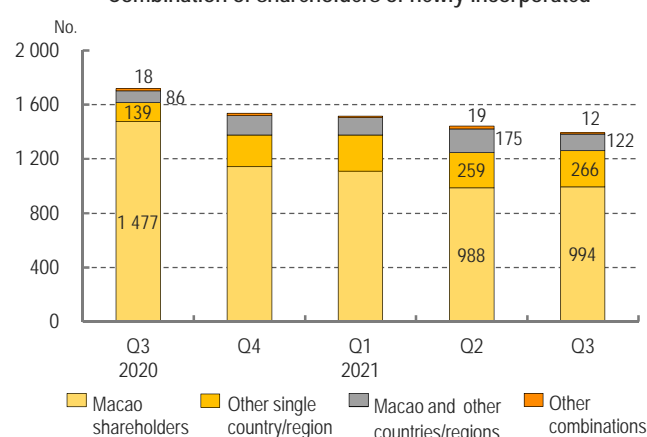
Official Statistics. Reproduction of these data is allowed provided the source is quoted.

www.dsec.gov.mo

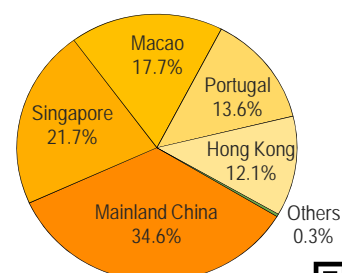
## Newly incorporated companies and companies in dissolution



## Combination of shareholders of newly incorporated



## Origin of capital of newly incorporated companies



For additional information:

<http://www.dsec.gov.mo/e/company.aspx>