

- Population estimate of Macao was 607,500 as at 31 December 2013, up by 25,500 or 4.4% year-on-year, with 48.6% being male and 51.4% being female.
- Live births totalled 6,571 in 2013, down by 10.2% year-on-year; mortality cases increased by 4.3% to 1,920. Rate of natural increase for 2013 was 7.8‰.
- A net migration of 20,900 was recorded in 2013, up by 8.9% year-on-year, attributable to an increase in non-resident workers living in Macao.
- Population of the Taipa Island increased by 10.0% year-on-year to 93,200, with its relative importance rising by 0.7 percentage points to 15.3%.

Principal Indicators

	2013	2012	Change
End-year population ('000)	607.5	582.0	4.4 %
Male	295.2	280.3	5.3 %
Female	312.3	301.7	3.5 %
Distribution by Age Group (%)			
Youth (aged 0-14)	11.3	11.6	-0.3 p.p.
Adult (aged 15-64)	80.7	80.8	-0.1 p.p.
Elderly (aged 65 and over)	8.0	7.7	0.3 p.p.
Dependency ratio and ageing ratio (%)			
Dependency ratio	24.0	23.8	0.2 p.p.
Youth dependency ratio	14.0	14.3	-0.3 p.p.
Elderly dependency ratio	9.9	9.5	0.4 p.p.
Ageing ratio	70.8	66.2	4.6 p.p.

p.p. Percentage point

Changes in Population

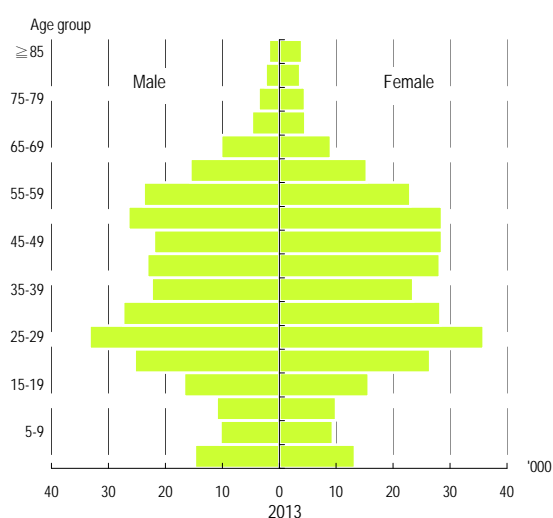
	2013	2012	Difference
Natural increase	4.6	5.5	-0.9
Net migration	20.9	19.2	1.7
Population increase	25.5	24.7	0.8

Demographic Indicators of Past Years

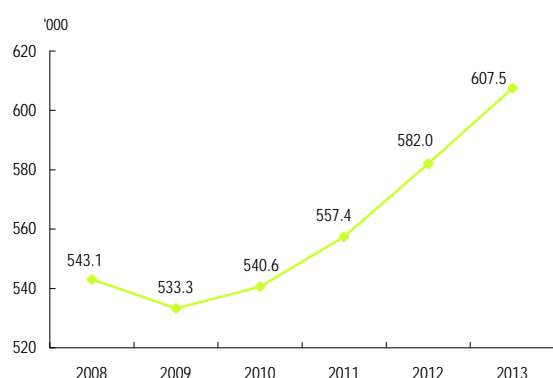
	2008	2009	2010	2011	2012	2013
Birth rate (‰)	8.7	8.9	9.5	10.6	12.9	11.1
Mortality rate (‰)	3.2	3.1	3.3	3.4	3.2	3.2
Rate of natural increase (‰)	5.5	5.8	6.2	7.3	9.6	7.8
Annual growth rate (%)	2.1	-1.8	1.4	3.1	4.3	4.3

‰ Per mille

Population Pyramid



End-year Population

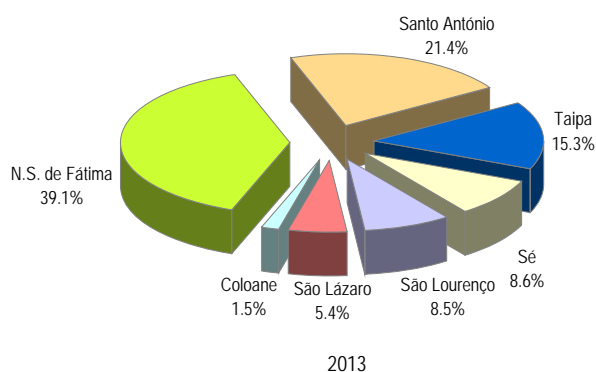


Population by Parish

'000

	2013	2012	Difference
Santo António	129.8	127.4	2.4
São Lázaro	33.1	32.5	0.6
São Lourenço	51.7	50.6	1.1
Sé	52.2	50.0	2.2
N.S. de Fátima	237.5	231.1	6.4
Taipa	93.2	84.7	8.5
Coloane	9.3	5.0	4.3

Distribution by Parish



Glossary

Natural increase: Number of live-births minus number of deaths for the year.

Rate of natural increase: Natural increase per 1,000 persons at mid-year.

Net migration: Net balance of population movements, including Chinese immigrants, individuals granted right of abode, non-resident workers and foreign students living in Macao, etc.

Dependency ratio: The percentage share of population aged 0-14 and 65 and above to the population aged 15-64.

Youth dependency ratio: The percentage share of population aged 0-14 to the population aged 15-64.

Elderly dependency ratio: The percentage share of population aged 65 and above to the population aged 15-64.

Ageing ratio: The percentage share of population aged 65 and above to the population aged 0-14.

Birth rate: Number of live-births per 1,000 persons at mid-year.

Mortality rate: Number of deaths per 1,000 persons at mid-year.

Total may not correspond to the sum of partial figures due to rounding.

For additional information:

<http://www.dsec.gov.mo/e/pop.aspx>

