

VISITOR ARRIVALS

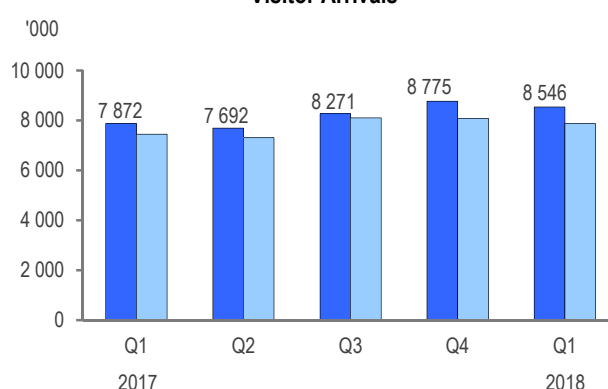
MARCH 2018

- Visitor arrivals totalled 2,733,311, up by 9.3% year-on-year. Overnight visitors and same-day visitors increased by 8.6% and 10.1% respectively. The average length of stay of visitors held steady year-on-year at 1.2 days. In the first quarter of 2018, visitor arrivals totalled 8,545,713, up by 8.6% year-on-year.
- Visitors from Mainland China increased by 9.8% year-on-year, with those travelling under the Individual Visit Scheme rising by 15.5%. Visitors from the Republic of Korea, Hong Kong and Taiwan grew by 7.9%, 9.3% and 6.9% respectively. Moreover, visitors from the United States, Canada, Australia and the United Kingdom registered increases.
- Visitor arrivals by air, by land and by sea recorded year-on-year growth of 30.6%, 8.9% and 4.8% respectively.

Principal Indicators

| | Current Month | Change (%) | Q1 | Change (%) |
|--|---------------|------------|---------|------------|
| Visitor Arrivals ('000) | 2 733.3 | 9.3 | 8 545.7 | 8.6 |
| Overnight Visitors | 1 451.3 | 8.6 | 4 330.4 | 10.2 |
| Same-day Visitors | 1 282.0 | 10.1 | 4 215.3 | 7.0 |
| By Mode of Transport | | | | |
| Sea | 919.5 | 4.8 | 2 650.2 | 3.8 |
| Land | 1 542.3 | 8.9 | 5 090.3 | 8.9 |
| Air | 271.5 | 30.6 | 805.2 | 25.2 |
| Average Length of Stay of Visitors (Day) | 1.2 | - | 1.2 | - |
| Overnight Visitors | 2.2 | 0.1 day | 2.2 | 0.1 day |
| Same-day Visitors | 0.2 | - | 0.2 | - |

Visitor Arrivals

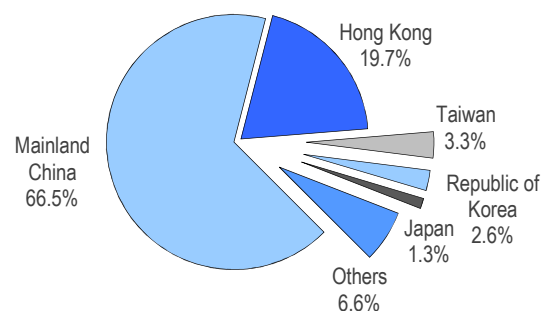


■ Same quarter of previous year

Major Visitor Markets

| | Current Month | Change (%) | Q1 | Change (%) |
|-------------------|---------------|------------|---------|------------|
| Mainland China | 1 816.7 | 9.8 | 6 031.4 | 13.4 |
| Hong Kong | 538.2 | 9.3 | 1 478.5 | -2.8 |
| Taiwan | 90.1 | 6.9 | 253.4 | -0.9 |
| Republic of Korea | 70.6 | 7.9 | 240.1 | 4.6 |
| Japan | 34.2 | 3.1 | 81.7 | -5.0 |
| U.S.A. | 17.8 | 9.7 | 45.7 | 3.6 |
| Australia | 7.4 | 9.5 | 22.3 | 2.0 |
| Canada | 7.6 | 1.0 | 19.4 | 1.5 |
| United Kingdom | 5.3 | 10.9 | 13.3 | 2.7 |
| France | 3.8 | 9.6 | 9.3 | -1.7 |

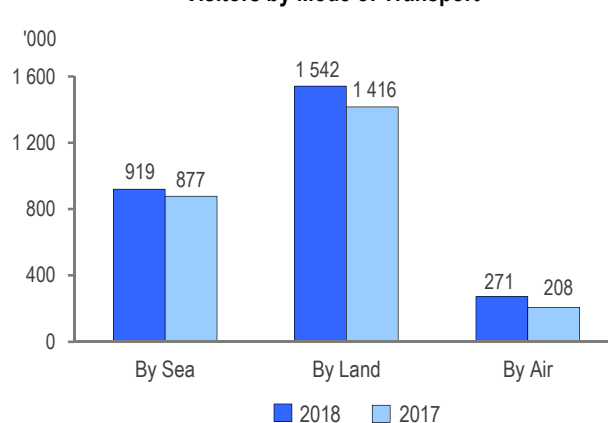
Major Visitor Markets



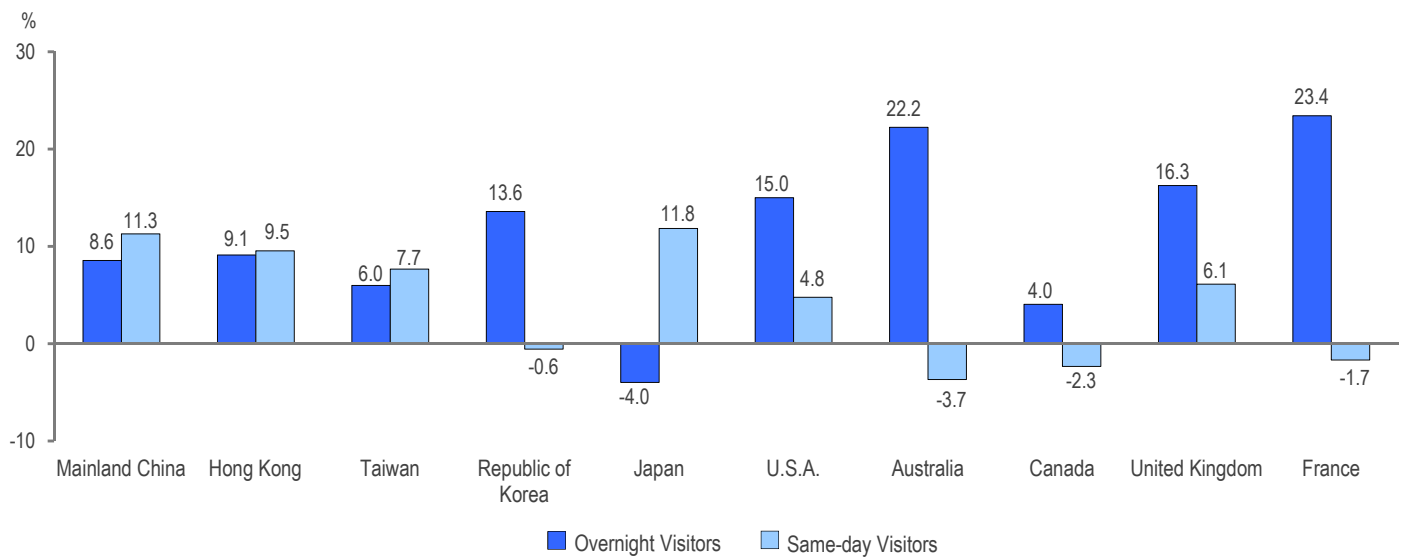
Visitors from Mainland China

| Province/Municipality | Current Month | Q1 | Individual Visit Scheme | Q1 |
|-----------------------|---------------|---------|-------------------------|---------|
| Total | 1 816.7 | 6 031.4 | 856.2 | 3 156.2 |
| Of which: | | | | |
| Guangdong | 743.1 | 2 644.9 | 594.1 | 2 216.5 |
| Hunan | 84.6 | 238.9 | 8.4 | 28.6 |
| Fujian | 66.7 | 190.7 | 16.1 | 52.4 |
| Hubei | 55.3 | 177.9 | 16.2 | 64.0 |
| Beijing | 30.0 | 112.7 | 26.0 | 100.3 |
| Shanghai | 53.9 | 190.3 | 50.7 | 180.0 |
| Tianjin | 11.5 | 38.2 | 10.9 | 36.1 |
| Chongqing | 20.6 | 67.9 | 10.5 | 39.0 |

Visitors by Mode of Transport



Year-on-year Changes in Visitor Arrivals by Major Visitor Markets



Overnight Visitors and Same-day Visitors

'000

| | Overnight Visitors | | Same-day Visitors | |
|-------------------|--------------------|---------|-------------------|---------|
| | Current Month | Q1 | Current Month | Q1 |
| Mainland China | 994.1 | 3 087.2 | 822.6 | 2 944.1 |
| Hong Kong | 251.0 | 679.1 | 287.2 | 799.5 |
| Taiwan | 43.1 | 126.1 | 47.0 | 127.3 |
| Republic of Korea | 44.6 | 147.2 | 26.0 | 92.8 |
| Japan | 17.5 | 43.4 | 16.7 | 38.3 |
| U.S.A. | 8.9 | 22.7 | 8.8 | 23.0 |
| Australia | 4.2 | 11.9 | 3.2 | 10.4 |
| Canada | 4.1 | 10.3 | 3.5 | 9.1 |
| United Kingdom | 2.6 | 6.3 | 2.7 | 6.9 |
| France | 1.9 | 4.4 | 1.9 | 4.9 |

Historical Data for March

| | 2013 | 2014 | 2015 | 2016 | 2017 |
|------------------------------|---------|---------|---------|---------|---------|
| Visitor Arrivals ('000) | | | | | |
| Total | 2 387.3 | 2 626.0 | 2 270.6 | 2 366.9 | 2 501.2 |
| Overnight Visitors | 1 170.5 | 1 232.0 | 1 028.5 | 1 173.3 | 1 336.4 |
| Same-day Visitors | 1 216.8 | 1 394.0 | 1 242.1 | 1 193.7 | 1 164.8 |
| Average Length of Stay (day) | | | | | |
| Overall | 1.0 | 1.0 | 0.9 | 1.2 | 1.2 |
| Overnight Visitors | 1.8 | 1.9 | 1.9 | 2.2 | 2.1 |
| Same-day Visitors | 0.2 | 0.2 | 0.2 | 0.2 | 0.2 |

Source of data: Public Security Police Force

Symbols:

- Absolute value equals zero
- '000 Thousand
- % Percentage



For additional information:
<http://www.dsec.gov.mo/e/visitor.aspx>