

- A total of 1,441 new companies were incorporated in the second quarter, an increase of 49 year-on-year. Total value of registered capital surged by 108.6% to MOP231 million.
- In terms of origin of capital, mainland China contributed MOP126 million (54.4% of total) to the capital of newly incorporated companies, with MOP40 million and MOP25 million coming from Shanghai and Zhejiang. Capital from the Mainland cities in the Greater Bay Area totalled MOP29 million, of which Guangzhou and Zhuhai accounted for 39.0% and 33.0% respectively; moreover, capital from Macao and Hong Kong amounted to MOP84 million and MOP16 million respectively.
- Companies in dissolution totalled 201 and the value of registered capital of these companies amounted to MOP75 million. At the end of the second quarter, total number of registered companies was 78,956.

Newly incorporated companies by industry

Industry	Current quarter		First half year	
	No.	Capital ('000 MOP)	No.	Capital ('000 MOP)
Total	1 441	231 338	2 958	450 612
Wholesale & Retail Trade	467	85 451	985	202 587
Business Services	388	82 414	794	135 859
Manufacturing	18	12 455	53	15 110
Real Estate	80	11 302	182	16 718

Newly incorporated companies by value of registered capital

Capital (MOP)	Current quarter		First half year	
	No.	Capital ('000 MOP)	No.	Capital ('000 MOP)
< 50 000	1 028	26 803	2 170	56 247
50 000 – 99 999	109	5 821	218	11 900
100 000 – 499 999	233	26 710	457	52 970
500 000 – 999 999	42	27 622	70	46 372
≥ 1 000 000	29	144 382	43	283 122

Newly incorporated companies with capital from mainland China

Province or municipality	Current quarter		First half year	
	No.	Capital ('000 MOP)	No.	Capital ('000 MOP)
Total	363	125 881	666	247 485
Mainland Cities in Greater Bay Area	227	28 934	416	48 862
Business Services	52	14 515	95	17 116
Wholesale & Retail Trade	84	5 238	152	8 075
Information & Related Activities	31	3 280	50	14 440
Shanghai	23	40 271	35	41 047
Zhejiang	15	24 957	26	25 887

Historical data of the second quarter

	2017	2018	2019	2020
Newly incorporated companies	1 229	1 720	1 665	1 392
Registered capital ('000 MOP)	7 304 791	220 680	2 161 835	110 897
Companies in dissolution	195	169	211	182
Capital in dissolution ('000 MOP)	29 923	49 747	76 164	90 363

Symbols and Abbreviations:

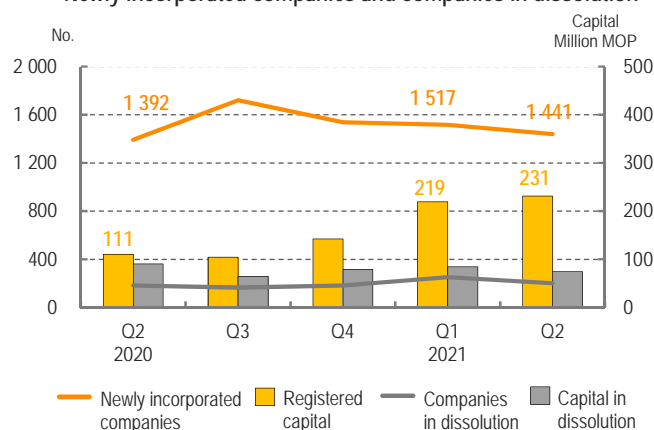
'000 Thousand MOP Macao Pataca

Source of data: Commerce and Movable Property Registry

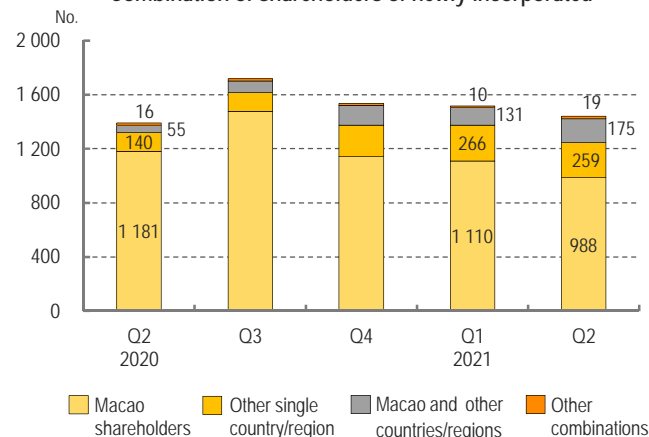
Alameda Dr. Carlos d' Assumpção No. 411-417, Dynasty Plaza, 17th floor, Macao Tel: (853) 8399 5311 Fax: (853) 2830 7825 E-mail: info@dsec.gov.mo
Official Statistics. Reproduction of these data is allowed provided the source is quoted.

www.dsec.gov.mo

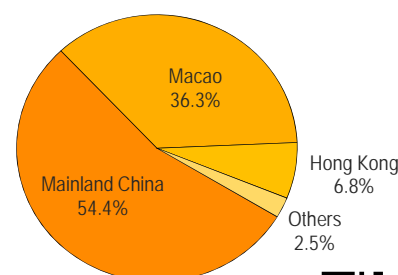
Newly incorporated companies and companies in dissolution



Combination of shareholders of newly incorporated



Origin of capital of newly incorporated companies



For additional information:

<http://www.dsec.gov.mo/e/company.aspx>