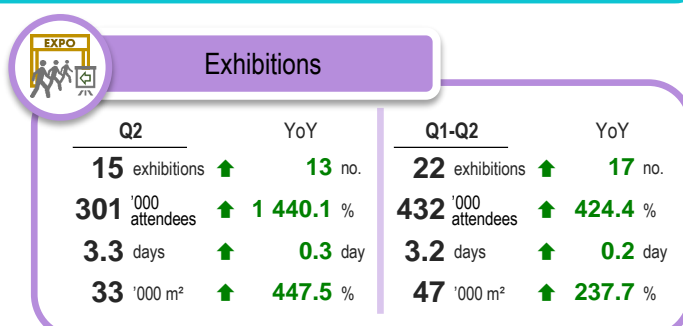
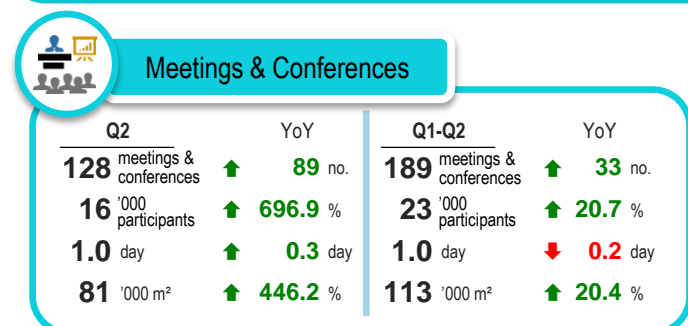
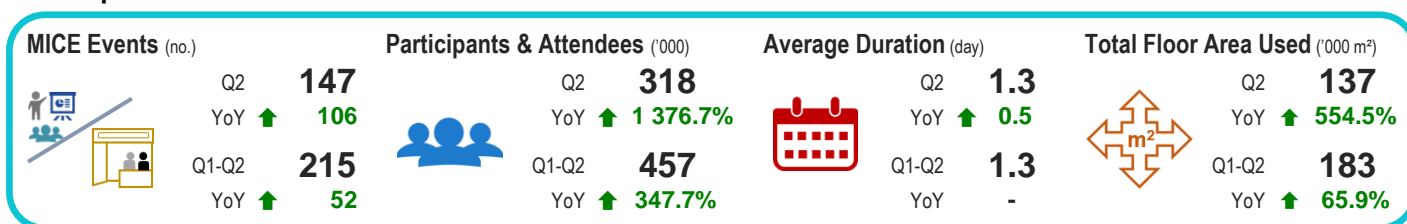
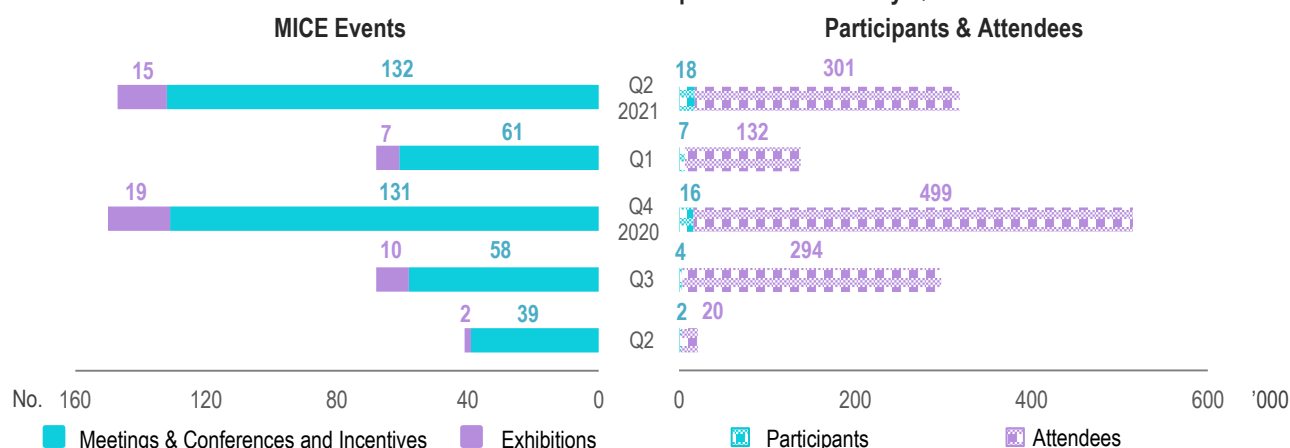


- A total of 147 MICE events were held in the second quarter, including 128 meetings & conferences, 15 exhibitions and 4 incentives; number of participants & attendees totalled 318,000. In the first half year of 2021, there were 215 MICE events, with a total of 457,000 participants and attendees.
- Number of meetings & conferences increased by 89 year-on-year, and number of participants (16,000) leapt by 696.9%; the average duration of the meetings & conferences (1.0 day) extended by 0.3 day. In the first half year, meetings & conferences (189) went up by 33 year-on-year and number of participants (23,000) grew by 20.7%; however, the average duration shortened by 0.2 day to 1.0 day.
- Number of exhibitions rose by 13 year-on-year, and number of attendees (301,000) boosted by 1,440.1%; the average duration of the exhibitions lengthened by 0.3 day to 3.3 days. In the first half year, exhibitions increased by 17 year-on-year to 22, with number of attendees (432,000) surging by 424.4%; the average duration extended by 0.2 day to 3.2 days.
- The 15 exhibitions held in the second quarter were organised by non-government organisations, and the receipts totalled MOP9.88 million. These exhibitions recorded a loss of MOP1.56 million in receipts after the deduction of expenditure (MOP9.77 million) and financial support from government/organisations (MOP1.67 million). In the first half year, receipts of the 22 exhibitions amounted to MOP16.10 million. These exhibitions showed a loss of MOP0.99 million in receipts after the deduction of expenditure (MOP14.54 million) and financial support from government/organisations (MOP2.55 million).

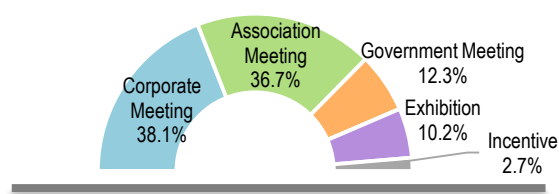
Principal Indicators



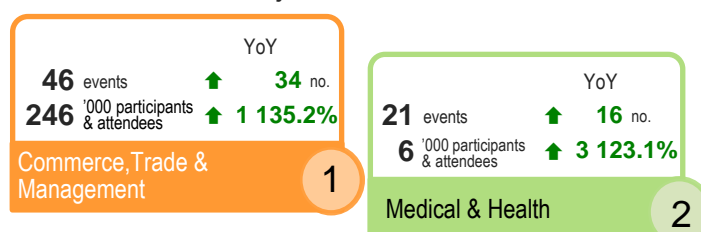
Number of MICE Events and Participants & Attendees by Quarter



Structure of MICE Events



Subjects of MICE Events





Meetings & Conferences



< 4 hours

Q2	YoY	Q1-Q2	YoY
61 meetings & conferences	↑ 34 no.	86 meetings & conferences	↑ 25 no.
5 '000 participants	↑ 241.2 %	7 '000 participants	↑ 47.7 %
23 '000 m²	↑ 131.1 %	31 '000 m²	↑ 48.7 %

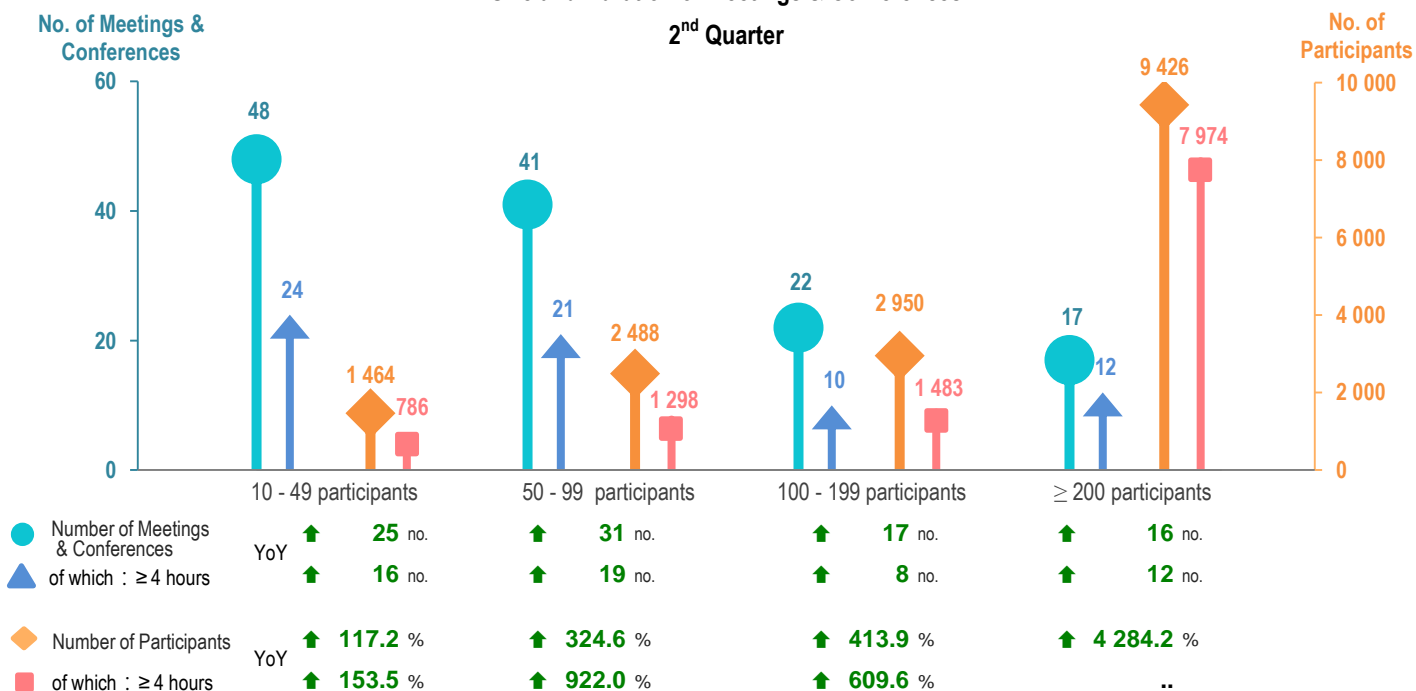


≥ 4 hours

Q2	YoY	Q1-Q2	YoY
67 meetings & conferences	↑ 55 no.	103 meetings & conferences	↑ 8 no.
12 '000 participants	↑ 1 686.5 %	16 '000 participants	↑ 12.1 %
58 '000 m²	↑ 1 120.7 %	83 '000 m²	↑ 12.4 %

Size and Duration of Meetings & Conferences

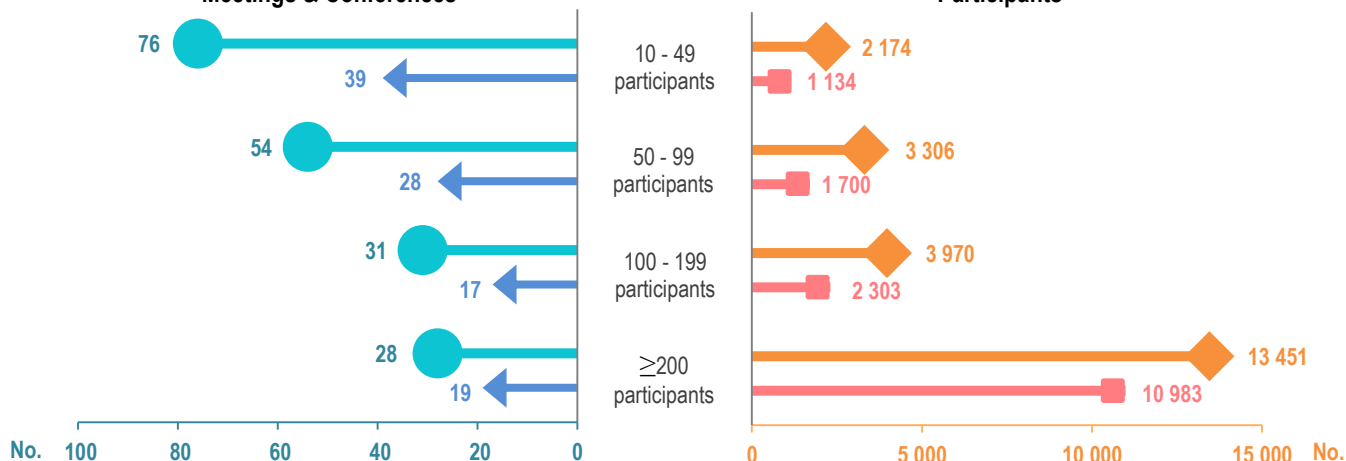
2nd Quarter



1st Half Year

Meetings & Conferences

Participants





Exhibitions



Organised by Non-Government Organisations

Q2	YoY	Q1-Q2	YoY
15 exhibitions	↑ 13 no.	22 exhibitions	↑ 17 no.
301 '000 attendees	↑ 1 440.1 %	432 '000 attendees	↑ 424.4 %
3.3 days	↑ 0.3 day	3.2 days	↑ 0.2 day
33 '000 m²	↑ 447.5 %	47 '000 m²	↑ 237.7 %

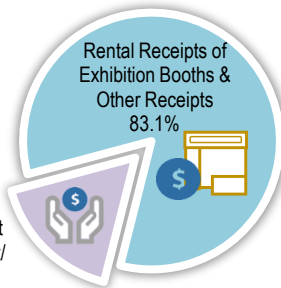
Note: All the exhibitions in the first half year were organised by non-government organisations.

Structure of Receipts and Expenditure of Exhibitions

2nd Quarter


Receipts

MOP 9.88 million



Expenditure

MOP 9.77 million

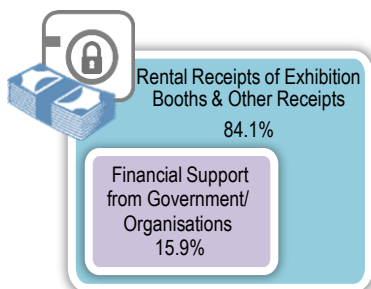


Receipts after deducting financial support & expenditure
MOP - 1.56 million

1st Half Year

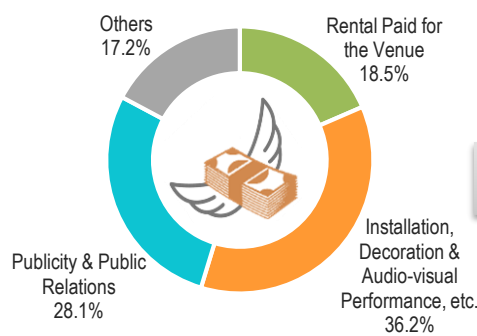
Receipts

MOP 16.10 million



Expenditure

MOP 14.54 million



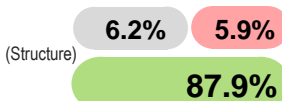
Receipts after deducting financial support & expenditure
MOP - 0.99 million

Note: "Others" includes expenditure on wages for staff who assisted in the exhibitions, freight and security services, etc.

Exhibitors

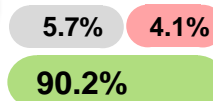
Q2 778 no.

YoY ↑ 1 487.8 %



Q1-Q2 1 198 no.


YoY ↑ 432.4 %



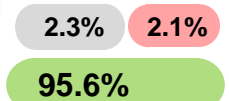
● Macao ● Mainland China ● Others

Professional Visitors

Q2 124 no.



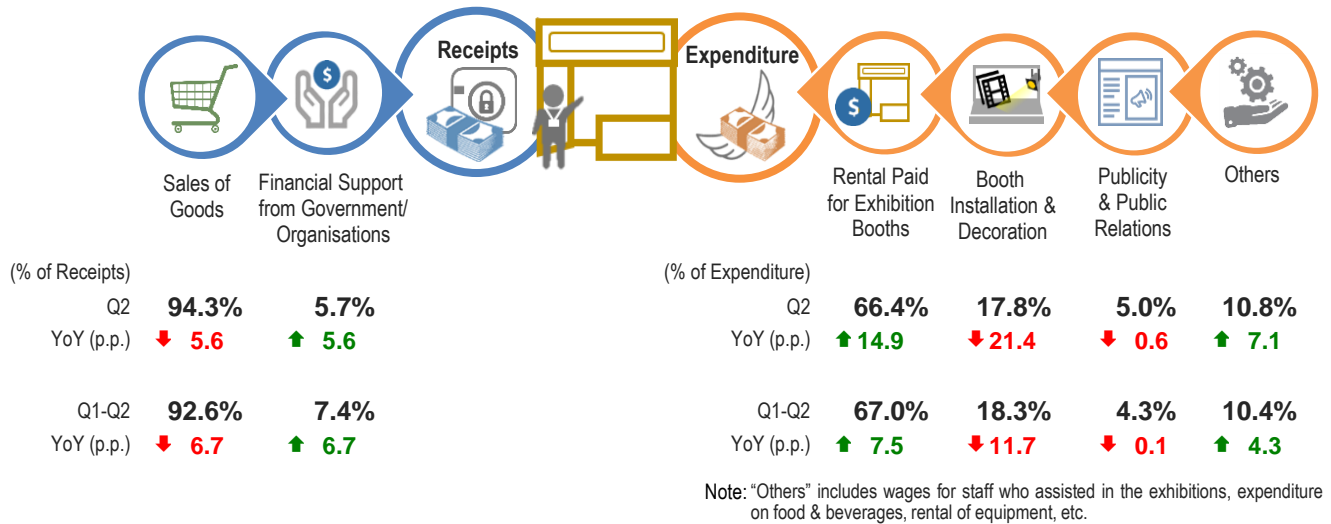
Q1-Q2 5 732 no.



● Macao ● Mainland China ● Others

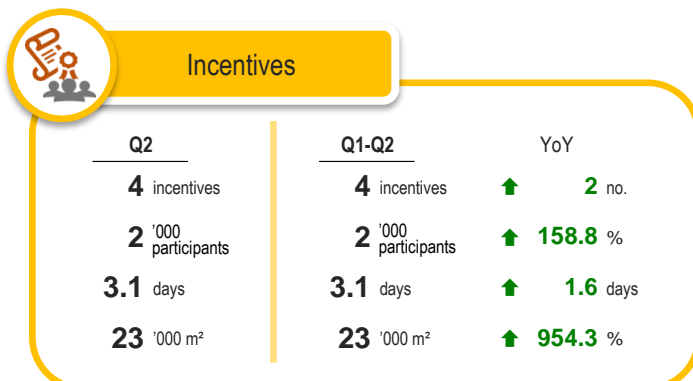
Note: There were no professional visitors participating in the exhibitions held in the first half year of 2020.

Receipts and Expenditure of Interviewed Exhibitors



Comments from Interviewed Exhibitors

2nd Quarter



Note: There were no incentives held from the second quarter of 2020 to the first quarter of 2021.

Historical Data

	2 nd Quarter					1 st Half Year				
	2016	2017	2018	2019	2020	2016	2017	2018	2019	2020
No. of MICE Events	318	333	327	357	41	628	699	655	734	163
Meetings & Conferences	292	308	316	345	39	586	652	630	707	156
Of which: 4 hours or more	184	195	220	241	12	365	442	445	504	95
Exhibitions	18	11	9	10	2	22	18	19	20	5
Incentives	8	14	2	2	-	20	29	6	7	2
Participants & Attendees ('000)	468	404	408	355	22	605	626	686	688	102
Meeting Participants	36	44	99	55	2	61	99	170	139	19
Of which: 4 hours or more	26	35	91	45	1	40	79	156	119	14
Exhibition Attendees	408	351	304	299	20	518	514	497	534	82
Incentive Participants	23	9	5	1	-	25	13	19	14	1
Average Duration of Events (day)	1.5	1.6	1.5	1.5	0.8	1.5	1.7	1.6	1.5	1.3
Average Duration of Meetings & Conferences	1.4	1.4	1.4	1.4	0.7	1.4	1.6	1.5	1.5	1.2
Of which: 4 hours or more	1.9	2.0	1.8	1.9	1.0	2.0	2.1	1.9	1.9	1.7
Average Duration of Exhibitions	3.4	3.8	3.8	3.0	3.0	3.3	3.5	3.7	3.3	3.0
Average Duration of Incentives	2.0	3.1	3.8	6.0	-	1.9	3.2	3.0	3.8	1.5
Total Floor Area Used ('000 m ²)	377	444	564	305	21	499	744	1 301	722	110
Meetings & Conferences	157	339	459	223	15	257	608	1 046	495	94
Of which: 4 hours or more	128	309	433	190	5	194	546	997	429	73
Exhibitions	86	84	81	78	6	96	98	104	109	14
Incentives	135	22	24	4	-	146	38	151	118	2

Scope and Coverage:

MICE Statistics covers meetings & conferences, commercial exhibitions and incentives that are held in paid venues, such as hotels and major convention & exhibition centres in Macao. However, meetings with less than 10 participants; events for product launch, orientation and press conference; as well as exhibitions not involving business activities, e.g. photo, painting and other cultural & art exhibitions, are excluded.

Glossary:

Government Meeting¹: An event at which attendees are civil servants, government officials or service providers to governmental entities, with the aim of discussing topics or reaching agreements.

Association Meeting: An event initiated by an association.

Corporate Meeting¹: Gathering of employees or representatives of a commercial organisation. Usually, travel, accommodation and meal expenses of the attendees are paid for by the organisation.

Conference: An event where the attendees meet to exchange views, convey a message, open a debate or give publicity to some area of opinion on specific issues. Usually, a conference is divided into sessions based on various areas relevant to the conference theme.

Commercial Exhibition¹ includes events where:

- Exhibitors display goods and services of one or more industries. These events focus primarily on business-to-business relationship. The primary activity of attendees is to visit exhibits on the show floor;
- Exhibitors display, promote and/or sell goods of one or more industries to public consumers.

Incentive: A management tool that an enterprise uses by providing a travel experience with pre-arranged meetings to motivate and recognise employees or relevant individuals for their outstanding performance. An incentive may include various sessions, of which meetings are an essential part of the event.

Note 1: The definitions are referenced to the "Global Meetings Initiative / volume 1" and "Measuring the Economic Importance of the Meetings Industry - Developing a Tourism Satellite Account Extension" of the United Nations World Tourism Organization (UNWTO).

Symbols and abbreviations:

%	Percentage	-	Absolute value equals zero	<	Less than
'000	Thousand	..	Not applicable	≥	Greater than or equal to
MOP	Macao Pataca	No.	Number	↑	Increase
p.p.	Percentage point	Q	Quarter	↓	Decrease
m ²	Square metre	YoY	Year-on-year Change		

For additional information:

<http://www.dsec.gov.mo/e/mice.aspx>

