

- A total of 1,426 new companies were incorporated in the third quarter, an increase of 6 year-on-year. Total value of registered capital soared by 111.2% to MOP536 million, attributable to the incorporation of new companies with large capital in Financial Services.
- As regards the origin of capital of the new companies, mainland China contributed MOP440 million, of which MOP402 million came from Beijing and MOP19 million from the mainland cities in the Greater Bay Area. Meanwhile, capital from Macao and Hong Kong amounted to MOP67 million and MOP26 million respectively.
- Companies in dissolution totalled 225 and the value of registered capital amounted to MOP45 million. At the end of the third quarter of 2019, number of registered companies totalled 70,243, an increase of 5,208 from a year earlier.

Newly incorporated companies by industry

Industry	Current quarter		Cumulative	
	No.	Capital ('000 MOP)	No.	Capital ('000 MOP)
Total	1 426	535 958	4 704	3 940 924
Financial Services, Information & Related Activities	58	407 377	241	1 770 021
Wholesale & Retail Trade	501	45 864	1 569	316 835
Business Services	322	24 201	1 187	205 355
Transport, Storage & Communications	46	19 066	185	1 548 373

Newly incorporated companies by value of registered capital

Capital (MOP)	Current quarter		Cumulative	
	No.	Capital ('000 MOP)	No.	Capital ('000 MOP)
< 50 000	1 025	26 350	3 537	90 868
50 000 – 99 999	97	5 055	321	16 793
100 000 – 499 999	252	30 195	685	81 220
500 000 – 999 999	30	20 610	68	46 089
≥ 1 000 000	22	453 749	93	3 705 954

Newly incorporated companies with capital from mainland China

Province or municipality	Current quarter		Cumulative	
	No.	Capital ('000 MOP)	No.	Capital ('000 MOP)
Total	255	440 477	775	537 727
Mainland Cities in Greater Bay Area	168	18 824	521	93 440
Wholesale & Retail Trade	64	5 606	204	66 007
Business Services	27	2 726	109	6 907
Construction	26	1 639	71	2 948
Shanghai	25	5 110	53	9 120
Beijing	13	401 694	51	404 953

Historical data of the third quarter

	2015	2016	2017	2018
Newly incorporated companies	1 226	1 087	1 250	1 420
Registered capital ('000 MOP)	376 741	123 906	116 006	253 716
Companies in dissolution	150	163	160	172
Capital in dissolution ('000 MOP)	127 424	29 540	32 982	59 288

Symbols and Abbreviations:

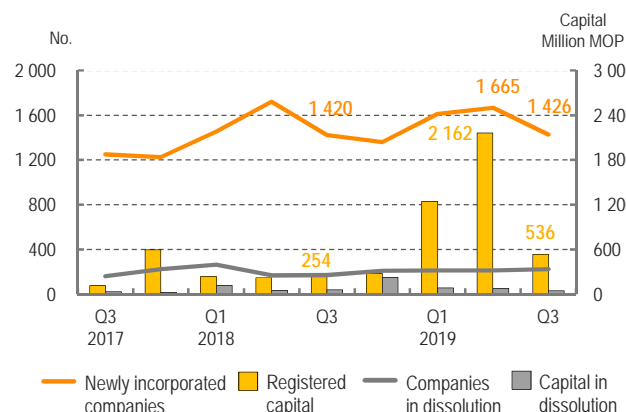
'000 Thousand MOP Macao Pataca

Source of data: Commerce and Movable Property Registry

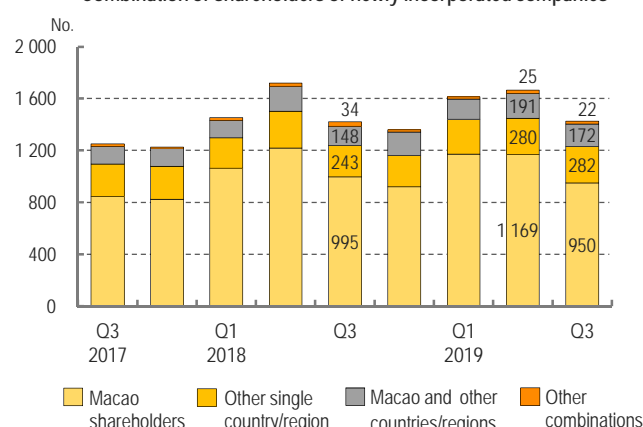
Alameda Dr. Carlos d' Assumpção No. 411-417, Dynasty Plaza, 17th floor, Macao Tel: (853) 8399 5311 Fax: (853) 2830 7825 E-mail: info@dsec.gov.mo
Official Statistics. Reproduction of these data is allowed provided the source is quoted.

www.dsec.gov.mo

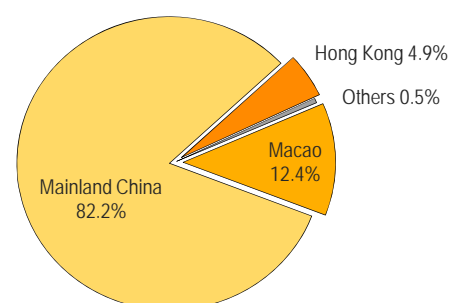
Newly incorporated companies and companies in dissolution



Combination of shareholders of newly incorporated companies



Origin of capital of newly incorporated companies



For additional information:

<http://www.dsec.gov.mo/e/company.aspx>