

- A total of 1,665 new companies were incorporated, a decrease of 55 year-on-year; total value of registered capital soared by 879.6% to MOP2 billion.
- Macao and Hong Kong contributed MOP2 billion (89.4% of total) and MOP151 million respectively to the capital of the new companies. Capital from mainland China amounted to MOP72 million, with MOP62 million coming from the mainland cities in the Greater Bay Area (Zhuhai accounting for 90.1%).
- Companies in dissolution totalled 211 and the value of registered capital amounted to MOP76 million. At the end of the second quarter of 2019, number of registered companies was 69,042, an increase of 5,255 from a year earlier.

Newly incorporated companies by industry

Industry	Current quarter		First half year	
	No.	Capital ('000 MOP)	No.	Capital ('000 MOP)
Total	1 665	2 161 835	3 278	3 404 965
Transport, Storage & Communications	65	1 464 422	139	1 529 307
Financial Services, Information & Related Activities	97	304 619	183	1 362 644
Wholesale & Retail Trade	529	238 384	1 068	270 971
Business Services	395	123 295	865	181 153

Newly incorporated companies by value of registered capital

Capital (MOP)	Current quarter		First half year	
	No.	Capital ('000 MOP)	No.	Capital ('000 MOP)
< 50 000	1 237	31 776	2 512	64 519
50 000 – 99 999	121	6 327	224	11 738
100 000 – 499 999	256	29 598	433	51 025
500 000 – 999 999	20	14 029	38	25 479
≥ 1 000 000	31	2 080 105	71	3 252 205

Newly incorporated companies with capital from mainland China

Province or municipality	Current quarter		First half year	
	No.	Capital ('000 MOP)	No.	Capital ('000 MOP)
Total	284	72 187	520	97 250
Mainland Cities in Greater Bay Area	189	61 792	353	74 616
Wholesale & Retail Trade	63	54 548	140	60 401
Business Services	49	1 821	82	4 181
Construction	25	635	45	1 310
Shanghai	17	1 497	28	4 010
Beijing	16	898	38	3 259

Historical data of the second quarter

	2015	2016	2017	2018
Newly incorporated companies	1 294	1 141	1 229	1 720
Registered capital ('000 MOP)	367 668	140 362	7 304 791	220 680
Companies in dissolution	116	228	195	169
Capital in dissolution ('000 MOP)	10 261	58 210	29 923	49 747

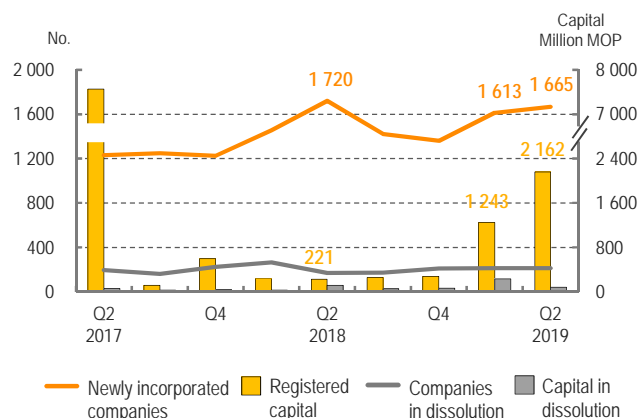
Symbols and Abbreviations:

'000 Thousand MOP Macao Pataca

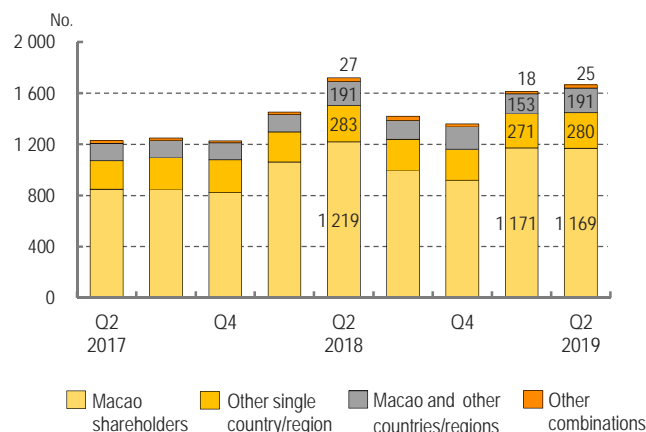
Source of data: Commerce and Movable Property Registry

Alameda Dr. Carlos d' Assumpção No. 411-417, Dynasty Plaza, 17th floor, Macao Tel: (853) 8399 5311 Fax: (853) 2830 7825 E-mail: info@dsec.gov.mo  
Official Statistics. Reproduction of these data is allowed provided the source is quoted.

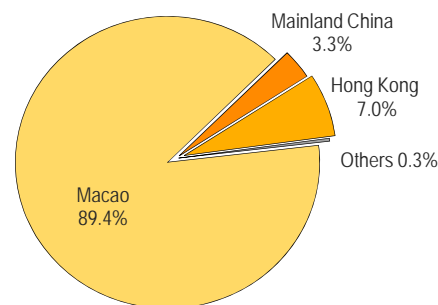
Newly incorporated companies and companies in dissolution



Combination of shareholders of newly incorporated companies



Origin of capital of newly incorporated companies



For additional information:

<http://www.dsec.gov.mo/e/company.aspx>