

Summary of social and economic development of Macao

JUNE / 2007

No. 6

OVERALL SOCIAL AND ECONOMIC SITUATION

In June 2007, the number of visitor arrivals and gross gaming receipts kept on rising. In terms of external trade, imports of goods maintained a growth whereas exports of goods continued to fall year-on-year, narrowing down the trade deficit from May 2007. In regard to Public accounts, fiscal surplus rose considerably upon the surge in revenue. Benefited from the rapid development of the gaming and tourism sector, the employed population grew markedly, while the unemployment rate dropped further. On the other hand, the number of transactions in the property market in June registered a decrease over the preceding month; however, an increase was recorded compared with the same month of last year. The Composite Consumer Price Index (Composite CPI) in June recorded increases over the previous month and year-on-year.

As regards the overall social and economic situation in the first half of 2007, apart from the decrease in the exports of goods and the relatively high rise in the Composite CPI, other areas such as the gaming and tourism sector, construction and real estate, public accounts and employment achieved outstanding performance.

GAMING AND TOURISM

Gross gaming receipts in June 2007 rose by 41.4% to MOP 5.82 billion. For the first half of 2007, the cumulative gross gaming receipts surged by 46.3% to MOP 38.37 billion.

The total number of visitor arrivals grew by 20.3% to 1,921,384 in June 2007. Visitors from Hong Kong SAR; Mainland China; and Taiwan region registered increases of 27.4%, 13.5% and 4.1% respectively. For the first half of 2007, total number of visitor arrivals reached 12,640,004, up by 21.3%. Visitors from Hong Kong SAR; Mainland China; and Taiwan region increased by 23.9%, 18.5% and 3.1% respectively.

CONSTRUCTION AND REAL ESTATE

At the end of May, the cumulative number of building units started was 3,077 and the respective gross floor area totalled 860,351m², up by 123.1% and 181.0% respectively. The cumulative number of building units completed was 605 with their gross floor area at 288,515 m², down by 28.2% and 44.8% respectively. Regarding the property market, 2,355 units were transacted in June 2007, a decrease of 1,552 units over the preceding month, but up by 17.1% year-on-year. For the first half of 2007, the total number of units transacted jumped by 86.0% to 19,341.

EXTERNAL TRADE

Value of total exports dropped by 10.8% to MOP 1.86 billion in June 2007, while value of total imports grew by 9.5% to MOP 3.62 billion, resulting in a trade deficit of MOP 1.76 billion. For the first half of 2007, the cumulative value of exports amounted to MOP 9.54 billion, down by 7.8%, owing to the 21.9% decrease in the exports of **Textile & garment**, which accounted for 63.4% of the value of total export. The cumulative value of imports reached MOP 20.09 billion, up by 15.6% as a result the increases registered in **Capital goods** (+45.6%), **Fuel & lubricants** (+17.8%), **Consumer goods** (+14.5%) and **Raw materials & semi-manufactures** (+0.2%). Trade deficit for the first half of 2007 was MOP 10.55 billion.

CONSUMER PRICE INDEX

The Composite CPI for June 2007 was 114.37, a year-on-year increase of 5.30% and up by 1.02% over the previous month. The indices of Clothing & footwear; Food & non-alcoholic beverages; Recreation & culture; and Transport recorded notable increases of 2.89%, 2.35%, 0.66% and 0.62% respectively, on account of rising prices of men's and women's clothing, dearer prices of fresh vegetables after heavy rain, rising prices of fresh pork and frozen poultry, as well as higher charges for outbound package tours and air tickets near the Summer holiday period. On the other hand, the index of Communication, the only section that recorded decrease, dropped slightly by 0.03% as a result of lower prices of mobile phones. The average Composite CPI for the first half of 2007 went up by 4.73%. For the 12 months ended June 2007, the average Composite CPI rose by 4.63% over the previous period.

PUBLIC ACCOUNTS

In June 2007, total government revenue increased by 64.9% to MOP 3.28 billion, among which gaming tax revenue accounted for 75.2% of the total, up by 45.9% to MOP 2.47 billion. Total government expenditure fell by 6.1% to MOP 1.21 billion. For the first half of 2007, total government revenue increased by 45.9% to MOP 18.18 billion, among which gaming tax revenue rose by 46.4% to MOP 14.31 billion; moreover, total government expenditure reached MOP 5.39 billion, down by 6.7%. At the end of June 2007, the fiscal surplus amounted to MOP 12.79 billion, higher than the MOP 6.68 billion in the same period of 2006.

EMPLOYMENT

The employed population expanded by 13.6% to 296,400 for April to June 2007. The unemployment rate was 3.0%, representing decreases of 0.2 and 0.8 percentage point over the previous period (March to May 2007) and the same period of 2006 respectively. At the end of June 2007, the number of non-resident workers was 75,391, corresponding to an increase of 1,931 workers over the end of May 2007.

MONEY

At the end of May 2007, narrow money supply (M1) and broad money supply (M2) amounted to MOP 18.42 billion and MOP 175.75 billion respectively. Moreover, domestic loans and advances to the private sector increased by 10.6% to MOP 52.62 billion. Foreign exchange reserves rose by 42.7% to MOP 86.59 billion.

* Unless otherwise specified, growth rates mentioned in this analysis are comparisons with the same period of the previous year.

Principal statistical indicators of Macao	Unit	Latest period	Latest period		Cumulative	
			Value	Year-on-year % change	Value	Year-on-year % change
I - GROSS DOMESTIC PRODUCT						
Current prices	10 ⁶ MOP	Q1/2007	33 247.54	32.9	33 247.54	32.9
Real growth rate	%	Q1/2007	25.6	..	25.6	..
II - GAMING AND TOURISM						
Gross gaming receipts	10 ⁶ MOP	Jun/2007	5 823.70	41.4	38 369.97 ^r	46.3 ^r
Visitor arrivals	no.	Jun/2007	1 921 384	20.3	12 640 004	21.3
Mainland China	no.	Jun/2007	995 007	13.5	6 905 636	18.5
Hong Kong SAR	no.	Jun/2007	619 025	27.4	3 952 761	23.9
Taiwan region	no.	Jun/2007	121 188	4.1	705 706	3.1
III - CONSTRUCTION AND REAL ESTATE						
Gross floor area of buildings started	m ²	May/2007	13 433	..	860 351	181.0
Units of buildings started	no.	May/2007	55	..	3 077	123.1
Gross floor area of buildings completed	m ²	May/2007	116 917	-4.1	288 515	-44.8
Units of buildings completed	no.	May/2007	52	372.7	605	-28.2
Building units transacted	no.	Jun/2007	2 355	17.1	19 341	86.0
IV - EXTERNAL TRADE						
Exports	10 ⁶ MOP	Jun/2007	1 859.30	-10.8	9 543.08	-7.8
Imports	10 ⁶ MOP	Jun/2007	3 615.98	9.5	20 089.31	15.6
Trade balance	10 ⁶ MOP	Jun/2007	- 1 756.68	..	- 10 546.23	..
V - COMPOSITE CONSUMER PRICE INDEX (7/2004 to 6/2005 = 100)						
		Jun/2007	114.37	5.3	..	4.6 ^a
VI - PUBLIC ACCOUNTS						
Total revenue	10 ⁶ MOP	Jun/2007	3 281.81	64.9	18 181.27	45.9
Revenue from gaming tax	10 ⁶ MOP	Jun/2007	2 467.13	45.9	14 310.10	46.4
Total expenditure	10 ⁶ MOP	Jun/2007	1 207.10	-6.1	5 393.52	-6.7
Balance	10 ⁶ MOP	Jun/2007	2 074.71	..	12 787.75	..
			Latest period		Previous period	
			Value	Year-on-year % change	Value	Year-on-year % change
VII - EMPLOYMENT						
Employed population	10 ³	Apr/2007-Jun/2007	296.4	13.6	291.0	12.9
Unemployment rate	%	Apr/2007-Jun/2007	3.0	-0.8 ^b	3.2	-0.7 ^b
Non-resident workers in Macao	no.	Jun/2007	75 391	50.0	73 460	47.7
VIII - MONEY						
Narrow money supply (M1)	10 ⁶ MOP	May/2007	18 418.1	37.8	18 696.6	38.1
Broad money supply (M2)	10 ⁶ MOP	May/2007	175 749.5	16.7	174 190.6	15.9
Domestic loans and advances to the private sector	10 ⁶ MOP	May/2007	52 620.5	10.6	51 768.4	14.8
Foreign exchange reserves	10 ⁶ MOP	May/2007	86 592.6	42.7	84 486.5	44.5

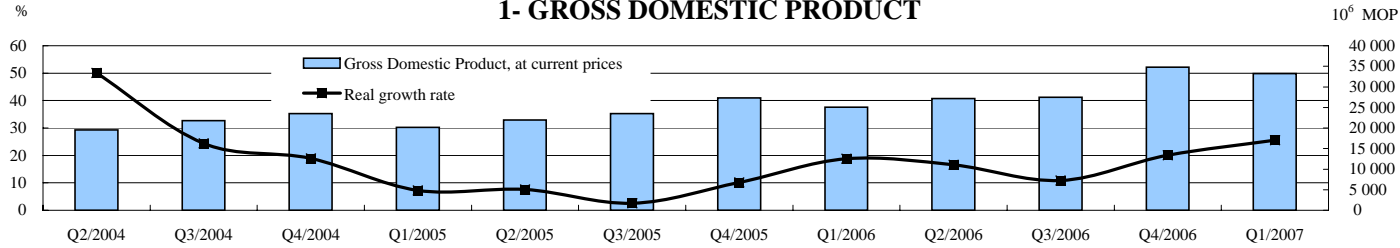
a Annual rate of change ended Jun 2007.

b Percentage difference from the same period of last year - positive value represents an increase and negative value represents a decrease.

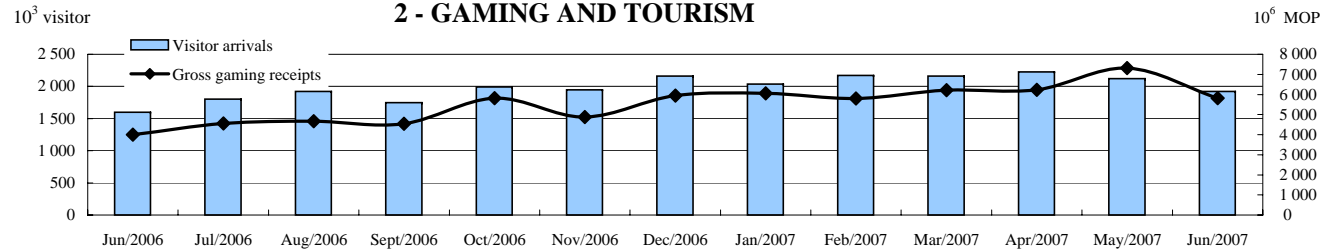
r Data have been revised according to the latest information provided by the Gaming Inspection and Coordination Bureau.

.. Not applicable

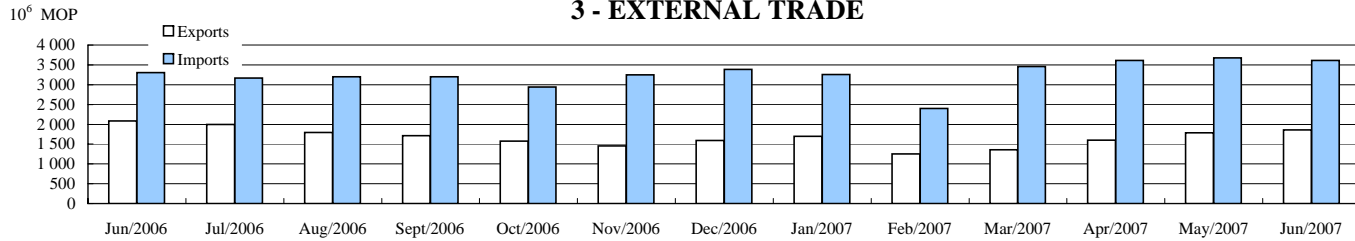
1- GROSS DOMESTIC PRODUCT



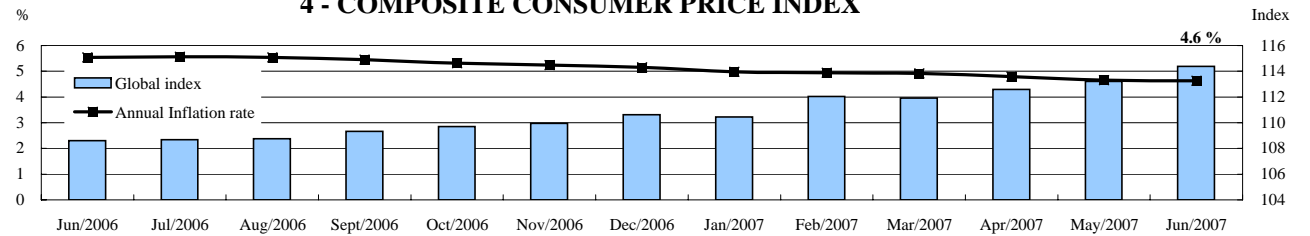
2 - GAMING AND TOURISM



3 - EXTERNAL TRADE



4 - COMPOSITE CONSUMER PRICE INDEX



5 - UNEMPLOYMENT RATE

