

Principal statistical indicators	Unit	Latest period	Latest period		Cumulative	
			Value	Year-on-year % change	Value	Year-on-year % change
I - GROSS DOMESTIC PRODUCT						
At current prices	Million MOP	Q2/2008	46 131.73	21.5	90 438.97	26.4
Real growth rate	%	Q2/2008	21.1	..	26.1	..
II - GAMING AND TOURISM						
Gross gaming revenue	Million MOP	Sept/2008	7 122.58	-0.9	85 468.52	45.1
Visitor arrivals	no.	Sept/2008	2 312 924	2.1	22 485 493	15.4
Mainland China	no.	Sept/2008	1 318 526	8.0	13 115 883	23.1
Hong Kong SAR	no.	Sept/2008	659 485	-7.2	6 093 850	-0.1
Taiwan region	no.	Sept/2008	103 478	-18.1	1 006 436	-6.5
III - CONSTRUCTION AND REAL ESTATE						
Gross floor area of buildings started	m ²	Aug/2008	1 129	-27.1	503 321	-69.4
Building units started	no.	Aug/2008	13	-13.3	1 997	-49.8
Gross floor area of buildings completed	m ²	Aug/2008	95 483	-90.4	336 896	-74.7
Building units completed	no.	Aug/2008	35	-57.3	217	-75.2
Building units purchased & sold	no.	Sept/2008	874	-49.9	18 086	-28.3
IV - EXTERNAL MERCHANDISE TRADE						
Exports	Million MOP	Sept/2008	1 442.21	-19.5	12 893.94	-13.9
Imports	Million MOP	Sept/2008	3 588.28	-1.4	32 771.91	3.9
Trade balance	Million MOP	Sept/2008	-2 146.06	..	- 19 877.97	..
V - COMPOSITE CONSUMER PRICE INDEX						
(7/2004 - 6/2005 = 100)		Sept/2008	126.32	9.1	..	8.4 ^a
VI - PUBLIC ACCOUNTS						
Total revenue	Million MOP	Sept/2008	4 949.30	25.0	39 331.41	35.8
Revenue from gambling sector	Million MOP	Sept/2008	3 669.09	44.3	32 877.11	50.1
Total expenditure	Million MOP	Sept/2008	1 566.48	52.6	14 207.93	44.4
Balance	Million MOP	Sept/2008	3 382.82	..	25 123.47	..
			Latest period		Previous period	
			Value	Year-on-year % change	Value	Year-on-year % change
VII - EMPLOYMENT						
Employed population	1000	Jul/2008- Sept/2008	326.9	6.2	326.6	7.3
Unemployment rate	%	Jul/2008- Sept/2008	3.1	- ^b	3.0	-0.1 ^b
Non-resident workers	no.	Sept/2008	104 281	30.8	103 153	31.9
VIII - MONEY						
Narrow money supply (M1)	Million MOP	Aug/2008	24 128.7	20.5	21 842.8	13.5
Broad money supply (M2)	Million MOP	Aug/2008	190 076.8	4.9	186 419.5	3.5
Domestic loans and advances to the private sector	Million MOP	Aug/2008	84 440.0	42.9	83 687.2	44.7
Foreign exchange reserves	Million MOP	Aug/2008	122 373.2	30.5	120 310.2	31.6

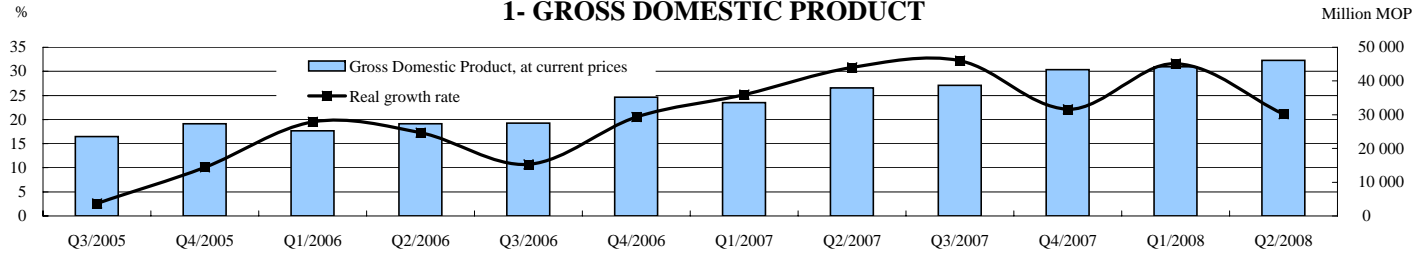
a Annual rate of change ended September 2008.

b Year-on-year difference in percentage point - positive value represents an increase and negative value represents a decrease.

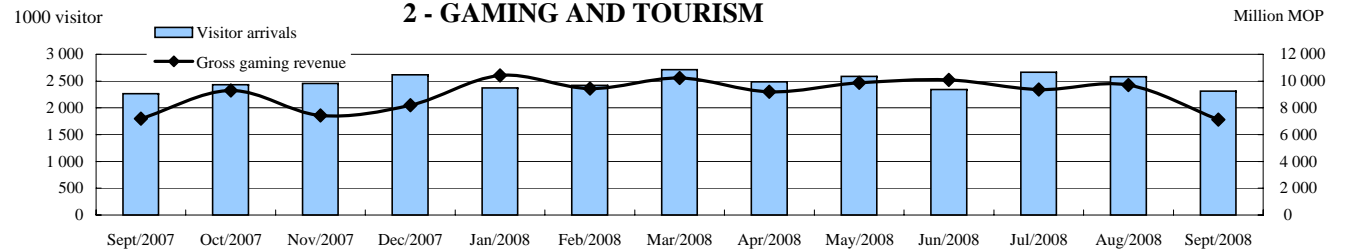
.. Not applicable

- Absolute value equals zero

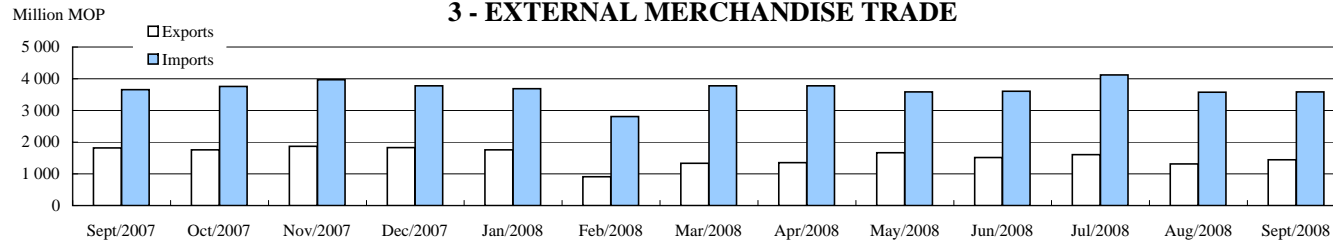
1- GROSS DOMESTIC PRODUCT



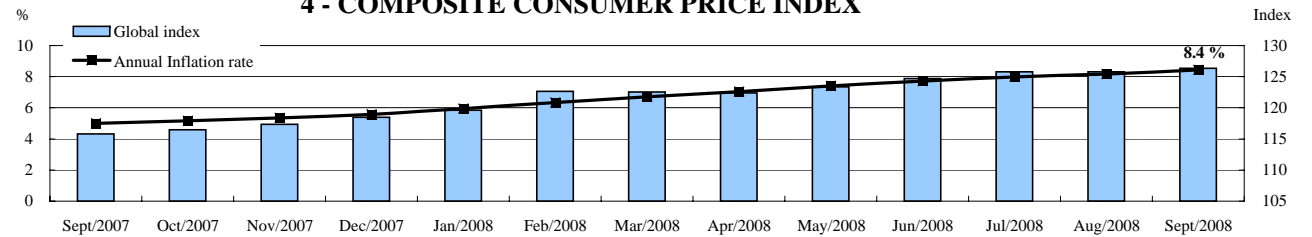
2 - GAMING AND TOURISM



3 - EXTERNAL MERCHANDISE TRADE



4 - COMPOSITE CONSUMER PRICE INDEX



5 - UNEMPLOYMENT RATE

