

- Number of newly incorporated companies increased by 38 year-on-year to 1,120 in the fourth quarter, while total value of registered capital declined by 60.7% to MOP211 million. As regards origin of capital, capital from mainland China amounted to MOP141 million, comprising 66.9% of the total; capital from the Mainland cities in the Greater Bay Area totalled MOP80 million, of which Shenzhen accounted for 90.0%. Besides, capital from Macao and Hong Kong stood at MOP64 million and MOP4 million respectively.
- Companies in dissolution totalled 200 and the value of registered capital amounted to MOP144 million.
- For the whole year of 2022, a total of 4,111 new companies were incorporated, a decrease of 1,323 year-on-year; total value of registered capital surged by 999.0% to MOP14.93 billion.

Newly incorporated companies by industry

Industry	Current quarter		2022	
	No.	Capital ('000 MOP)	No.	Capital ('000 MOP)
Total	1 120	211 419	4 111	14 934 643
Business Services	331	124 369	1 090	647 503
Wholesale & Retail Trade	463	53 773	1 619	244 569
Recreational, Cultural, Gaming & Other Service Activities	60	14 291	277	37 604
Construction	92	5 142	316	280 948

Newly incorporated companies by value of registered capital

Capital (MOP)	Current quarter		2022	
	No.	Capital ('000 MOP)	No.	Capital ('000 MOP)
< 50 000	821	21 272	2 943	76 459
50 000 – 99 999	79	4 413	260	14 378
100 000 – 499 999	184	20 375	707	80 926
500 000 – 999 999	25	17 560	110	77 170
≥ 1 000 000	11	147 800	91	14 685 710

Newly incorporated companies with capital from mainland China

Province or municipality	Current quarter		2022	
	No.	Capital ('000 MOP)	No.	Capital ('000 MOP)
Total	221	141 425	922	14 586 277
Mainland Cities in Greater Bay Area	132	79 565	561	406 710
Business Services	40	53 675	150	224 658
Wholesale & Retail Trade	53	23 152	232	99 580
Recreational, Cultural, Gaming & Other Service Activities	6	1 190	27	2 126
Zhejiang	8	48 631	32	182 758
Jiangsu	11	1 285	36	15 879

Historical data of the fourth quarter

	2018	2019	2020	2021
Newly incorporated companies	1 360	1 436	1 537	1 082
Registered capital ('000 MOP)	276 911	339 714	142 378	538 537
Companies in dissolution	208	239	182	195
Capital in dissolution ('000 MOP)	226 389	33 437	79 618	88 356

Symbols and Abbreviations:

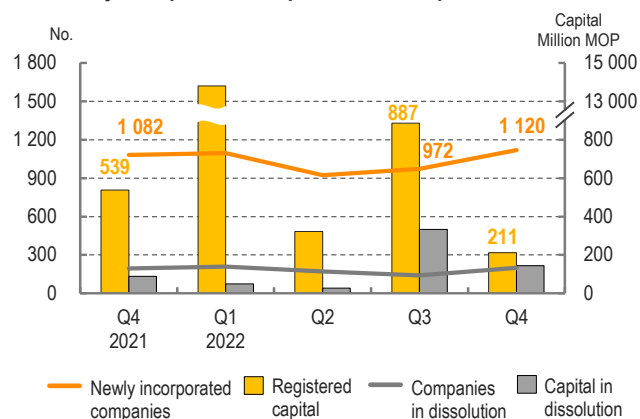
'000 Thousand MOP Macao Pataca

Source of data: Commerce and Movable Property Registry

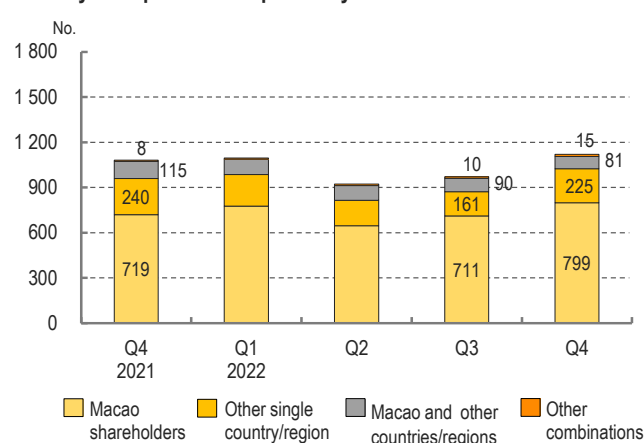
Alameda Dr. Carlos d' Assumpção No. 411-417, Dynasty Plaza, 17th floor, Macao Tel: (853) 8399 5311 Fax: (853) 2830 7825 E-mail: info@dsec.gov.mo

Official Statistics. Reproduction of these data is allowed provided the source is quoted.

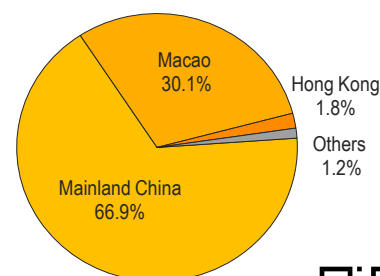
Newly incorporated companies and companies in dissolution



Newly incorporated companies by combination of shareholders



Origin of capital of newly incorporated companies



For additional information:

<http://www.dsec.gov.mo/e/company.aspx>