

Principal statistical indicators	Unit	Latest period	Latest period		Cumulative	
			Value	Year-on-year % change	Value	Year-on-year % change
I - GROSS DOMESTIC PRODUCT						
At current prices	Million MOP	Q2/2008	46 131.73	21.5	90 438.97	26.4
Real growth rate	%	Q2/2008	21.1	..	26.1	..
II - GAMING AND TOURISM						
Gross gaming revenue	Million MOP	Jul/2008	9 366.66	42.0	68 630.83	52.6
Visitor arrivals	no.	Jul/2008	2 663 593	20.7	17 589 197	18.5
Mainland China	no.	Jul/2008	1 533 041	29.9	10 309 273	27.5
Hong Kong SAR	no.	Jul/2008	778 227	8.8	4 676 581	0.2
Taiwan region	no.	Jul/2008	115 103	-7.0	790 504	-4.7
III - CONSTRUCTION AND REAL ESTATE						
Gross floor area of buildings started	m ²	Jun/2008	-	-100.0	128 594	-92.1
Building units started	no.	Jun/2008	-	-100.0	296	-92.5
Gross floor area of buildings completed	m ²	Jun/2008	1 079	-94.3	120 395	-60.8
Building units completed	no.	Jun/2008	9	50.0	170	-72.2
Building units purchased & sold	no.	Jun/2008	1 691	-28.2	13 857	-28.4
IV - EXTERNAL MERCHANDISE TRADE						
Exports	Million MOP	Jul/2008	1 609.24	-13.7	10 140.99	-11.2
Imports	Million MOP	Jul/2008	4 118.45	11.4	25 565.60	7.6
Trade balance	Million MOP	Jul/2008	- 2 509.21	..	- 15 424.61	..
V - COMPOSITE CONSUMER PRICE INDEX (7/2004 - 6/2005 = 100)						
		Jul/2008	125.77	9.2	..	8.0 ^a
VI - PUBLIC ACCOUNTS						
Total revenue	Million MOP	Jul/2008	4 521.32	20.7	30 129.80	37.4
Revenue from gambling sector	Million MOP	Jul/2008	3 811.82	73.5	25 665.22	52.1
Total expenditure	Million MOP	Jul/2008	1 620.80	40.0	10 645.24	62.5
Balance	Million MOP	Jul/2008	2 900.52	..	19 484.56	..
			Latest period		Previous period	
			Value	Year-on-year % change	Value	Year-on-year % change
VII - EMPLOYMENT						
Employed population	1000	May/2008- Jul/2008	324.0	7.6	321.4	8.4
Unemployment rate	%	May/2008- Jul/2008	2.9	-0.2 ^b	2.8	-0.2 ^b
Non-resident workers	no.	Jul/2008	101 195	32.5	98 505	30.7
VIII - MONEY						
Narrow money supply (M1)	Million MOP	Jun/2008	22 021.4	24.1	23 544.5	27.8
Broad money supply (M2)	Million MOP	Jun/2008	182 659.2	4.2	184 615.4	5.0
Domestic loans and advances to the private sector	Million MOP	Jun/2008	80 744.8	42.2	80 228.5	52.5
Foreign exchange reserves	Million MOP	Jun/2008	118 491.0	32.3	116 398.3	34.4

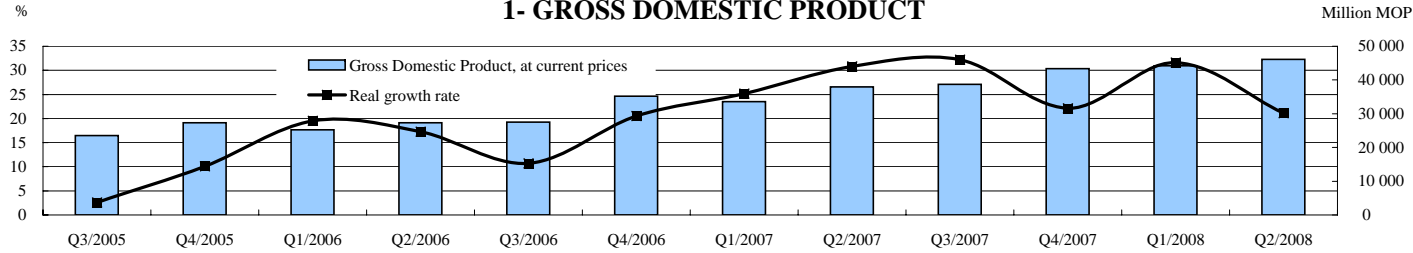
a Annual rate of change ended July 2008.

b Year-on-year difference in percentage point - positive value represents an increase and negative value represents a decrease.

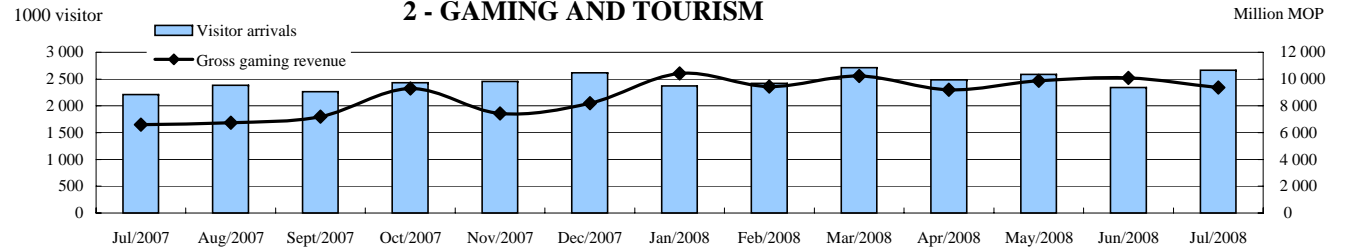
.. Not applicable

- Absolute value equals zero

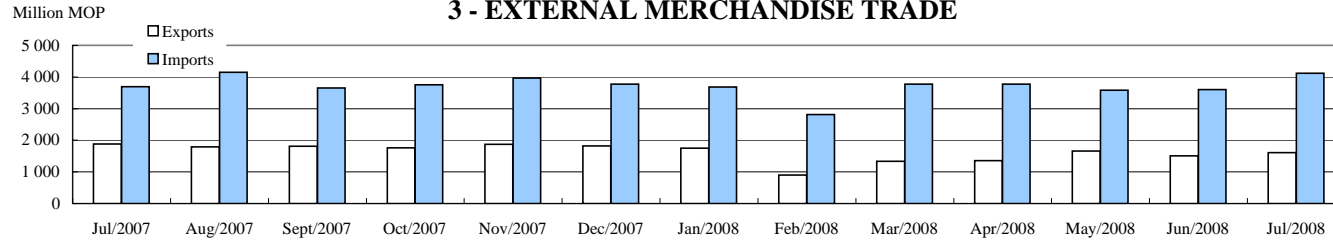
1- GROSS DOMESTIC PRODUCT



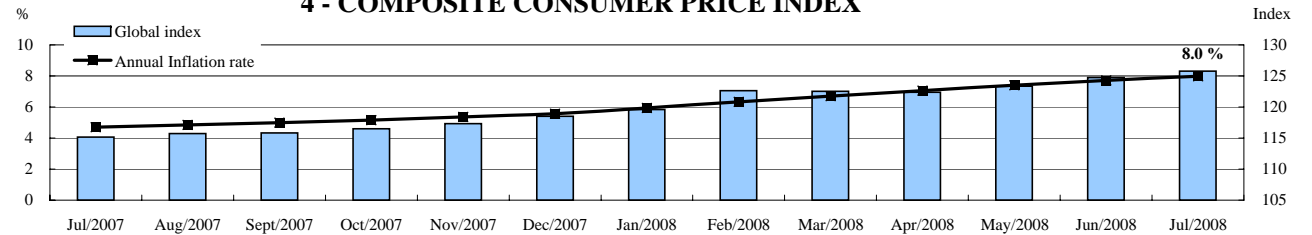
2 - GAMING AND TOURISM



3 - EXTERNAL MERCHANDISE TRADE



4 - COMPOSITE CONSUMER PRICE INDEX



5 - UNEMPLOYMENT RATE

