

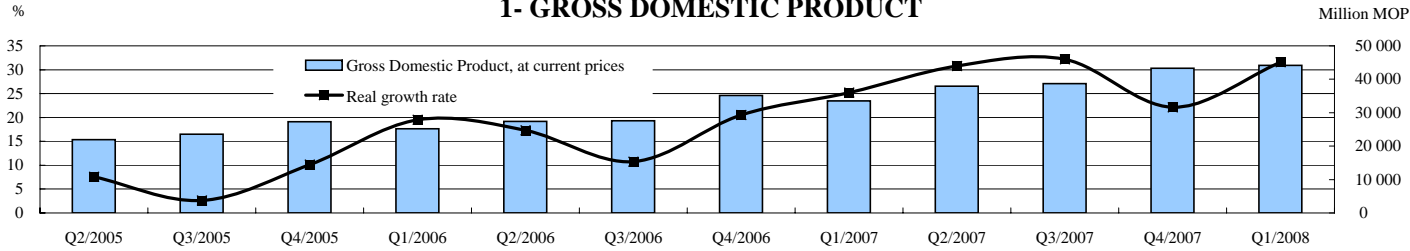
Principal statistical indicators	Unit	Latest period	Latest period		Cumulative	
			Value	Year-on-year % change	Value	Year-on-year % change
<b>I - GROSS DOMESTIC PRODUCT</b>						
At current prices	Million MOP	Q1/2008	44 166.70	31.6	44 166.70	31.6
Real growth rate	%	Q1/2008	31.6	..	31.6	..
<b>II - GAMING AND TOURISM</b>						
Gross gaming revenue	Million MOP	Apr/2008	9 199.57	43.5	39 284.49	57.1
Visitor arrivals	no.	Apr/2008	2 488 697	11.8	9 995 006	16.3
Mainland China	no.	Apr/2008	1 482 367	29.8	5 868 051	24.4
Hong Kong SAR	no.	Apr/2008	620 538	-18.5	2 634 403	-2.8
Taiwan region	no.	Apr/2008	125 125	-5.7	450 957	-3.3
<b>III - CONSTRUCTION AND REAL ESTATE</b>						
Gross floor area of buildings started	m <sup>2</sup>	Mar/2008	8 950	-98.2	104 435	-87.6
Building units started	no.	Mar/2008	6	-99.7	282	-90.7
Gross floor area of buildings completed	m <sup>2</sup>	Mar/2008	173	-99.7	89 186	-46.5
Building units completed	no.	Mar/2008	1	-99.5	26	-94.7
Building units purchased & sold	no.	Apr/2008	3 444	25.0	9 962	-23.8
<b>IV - EXTERNAL MERCHANDISE TRADE</b>						
Exports	Million MOP	Apr/2008	1 353.73	-14.2	5 360.19	-9.0
Imports	Million MOP	Apr/2008	3 778.79	4.4	14 153.84	10.8
Trade balance	Million MOP	Apr/2008	- 2 425.06	..	- 8 793.65	..
<b>V - COMPOSITE CONSUMER PRICE INDEX</b>						
(7/2004 - 6/2005 = 100)		Apr/2008	122.39	8.7	..	7.0 <sup>a</sup>
<b>VI - PUBLIC ACCOUNTS</b>						
Total revenue	Million MOP	Apr/2008	4 563.31	59.8	17 595.44	45.1
Revenue from gambling sector	Million MOP	Apr/2008	3 859.30	60.2	14 636.59	55.2
Total expenditure	Million MOP	Apr/2008	1 179.77	33.7	4 102.85	33.1
Balance	Million MOP	Apr/2008	3 383.54	..	13 492.59	..
			Latest period		Previous period	
			Value	Year-on-year % change	Value	Year-on-year % change
<b>VII - EMPLOYMENT</b>						
Employed population	1000	Feb/2008- Apr/2008	318.2	10.9	317.0	11.6
Unemployment rate	%	Feb/2008- Apr/2008	2.9	-0.3 <sup>b</sup>	2.9	-0.3 <sup>b</sup>
Non-resident workers	no.	Apr/2008	92 413	27.4	90 013	26.5
<b>VIII - MONEY</b>						
Narrow money supply (M1)	Million MOP	Mar/2008	24 339.8	41.8	22 607.3	30.3
Broad money supply (M2)	Million MOP	Mar/2008	185 277.6	9.7	187 778.3	12.1
Domestic loans and advances to the private sector	Million MOP	Mar/2008	73 834.4	46.4	71 794.6	45.3
Foreign exchange reserves	Million MOP	Mar/2008	114 918.8	40.0	111 784.7	41.7

a Annual rate of change ended April 2008.

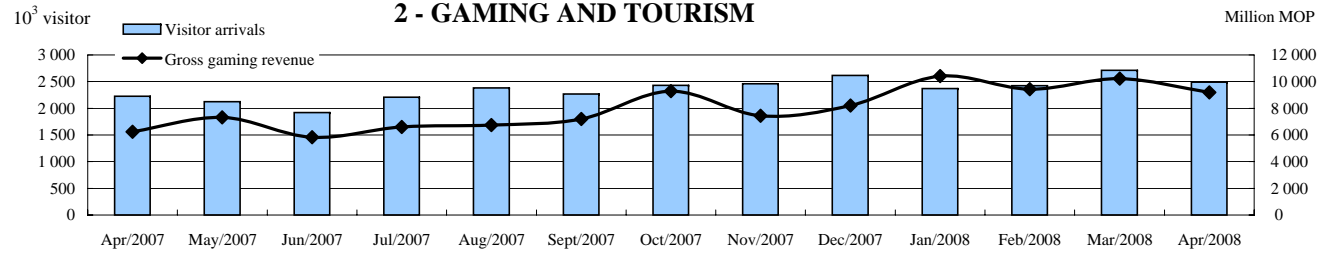
b Year-on-year difference in percentage point - positive value represents an increase and negative value represents a decrease.

.. Not applicable

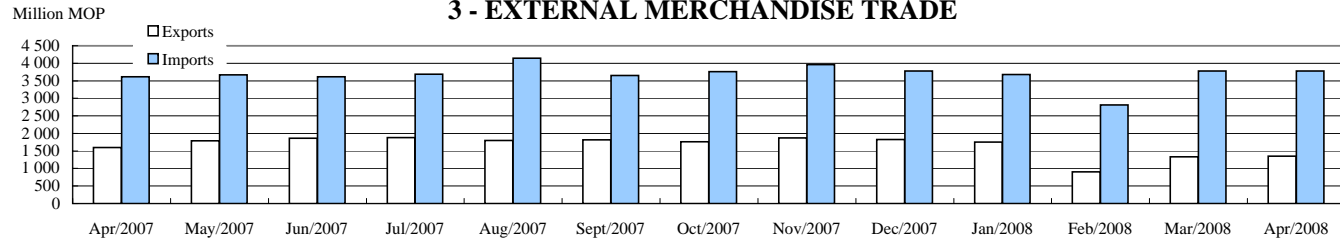
1- GROSS DOMESTIC PRODUCT



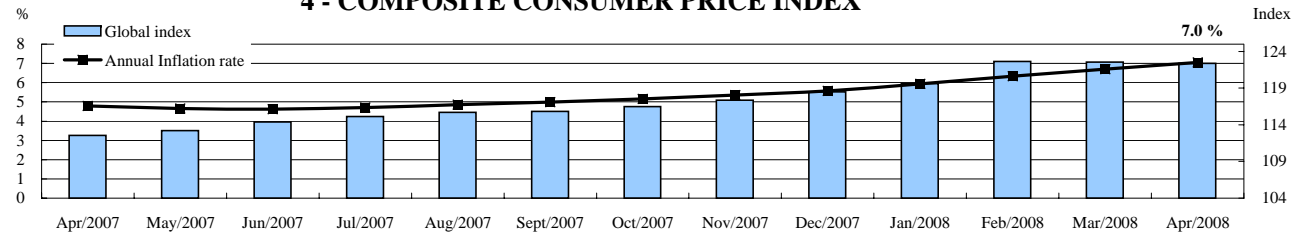
2 - GAMING AND TOURISM



3 - EXTERNAL MERCHANDISE TRADE



4 - COMPOSITE CONSUMER PRICE INDEX



5 - UNEMPLOYMENT RATE

