

Principal statistical indicators	Unit	Latest period	Latest period		Cumulative	
			Value	Year-on-year % change	Value	Year-on-year % change
I - GROSS DOMESTIC PRODUCT						
At current prices	Million MOP	Q3/2008	43 574.28	13.4	134 187.15	22.7
Real growth rate	%	Q3/2008	11.3	..	21.6	..
II - GAMING AND TOURISM						
Gross gaming revenue	Million MOP	Dec/2008	7 750.13	-5.6	109 826.26	31.0
Visitor arrivals	no.	Dec/2008	2 546 079	-2.7	30 185 740	11.8
Mainland China	no.	Dec/2008	1 389 822	-3.9	17 500 469	17.7
Hong Kong SAR	no.	Dec/2008	736 651	1.6	8 227 421	0.7
Taiwan region	no.	Dec/2008	103 571	-15.8	1 322 578	-8.4
III - CONSTRUCTION AND REAL ESTATE						
Gross floor area of buildings started	m ²	Nov/2008	5 680	-29.5	519 592	-76.4
Building units started	no.	Nov/2008	14	-	2 045	-53.4
Gross floor area of buildings completed	m ²	Nov/2008	143 951	12 320.3	506 009	-69.9
Building units completed	no.	Nov/2008	508	50 700.0	754	-63.2
Building units purchased & sold	no.	Dec/2008	448	-80.3	21 516	-33.3
IV - EXTERNAL MERCHANDISE TRADE						
Exports	Million MOP	Dec/2008	912.74	-50.0	16 025.40	-21.6
Imports	Million MOP	Dec/2008	3 271.77	-13.3	43 034.22	- 0.2
Trade balance	Million MOP	Dec/2008	- 2 359.04	..	- 27 008.82	..
V - COMPOSITE CONSUMER PRICE INDEX (7/2004 - 6/2005 = 100)						
		Dec/2008	125.78	6.2	..	8.6 ^a
VI - PUBLIC ACCOUNTS						
Total revenue	Million MOP	Nov/2008	4 669.86	-7.5	47 733.66	27.6
Revenue from gambling sector	Million MOP	Nov/2008	3 391.63	-3.3	38 993.27	38.6
Total expenditure	Million MOP	Nov/2008	3 299.64	86.7	18 899.21	42.6
Balance	Million MOP	Nov/2008	1 370.22	..	28 834.46	..
			Latest period		Previous period	
			Value	Year-on-year % change	Value	Year-on-year % change
VII - EMPLOYMENT						
Employed population	1000	Oct/2008- Dec/2008	326.0	4.1	327.0	5.1
Unemployment rate	%	Oct/2008- Dec/2008	3.3	0.4 ^b	3.3	0.4 ^b
Non-resident workers	no.	Dec/2008	92 161	8.2	95 574	13.7
VIII - MONEY						
Narrow money supply (M1)	Million MOP	Nov/2008	21 355.5	10.3	21 256.0	8.0
Broad money supply (M2)	Million MOP	Nov/2008	185 056.4	1.4	189 530.4	1.1
Domestic loans and advances to the private sector	Million MOP	Nov/2008	88 697.2	34.9	89 545.4	44.3
Foreign exchange reserves	Million MOP	Nov/2008	126 438.5	22.2	123 786.0	24.2

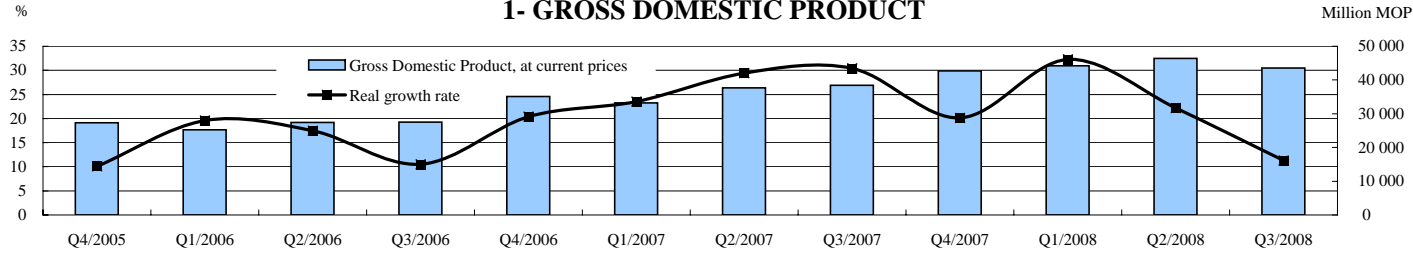
a Annual rate of change ended December 2008.

b Year-on-year difference in percentage point - positive value represents an increase and negative value represents a decrease.

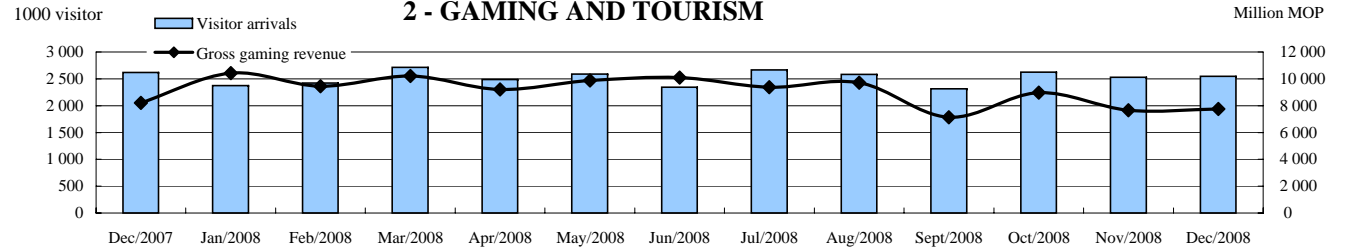
.. Not applicable

- Absolute value equals zero

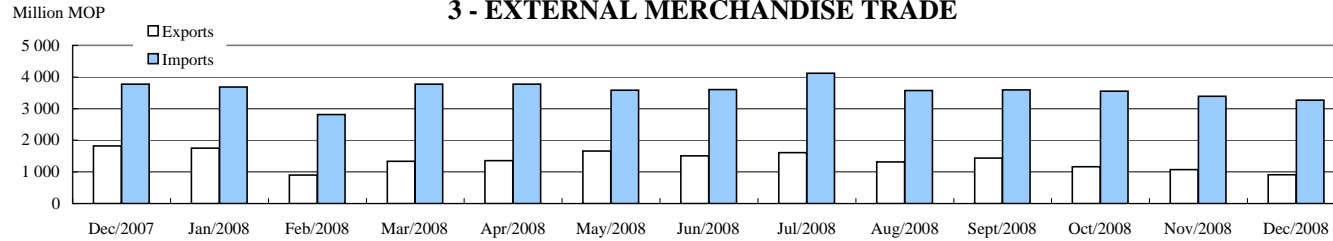
1- GROSS DOMESTIC PRODUCT



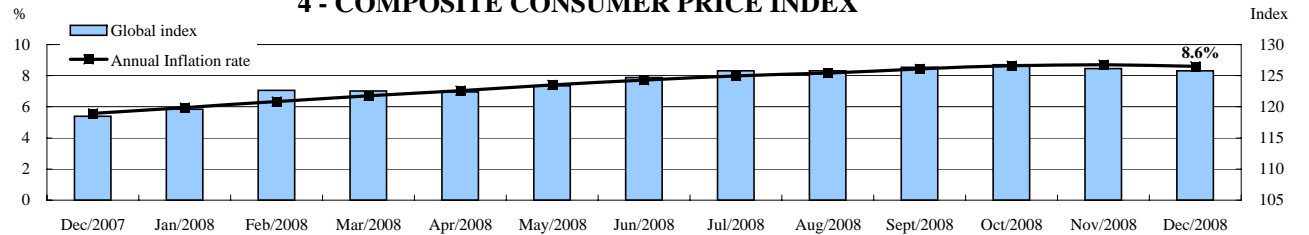
2 - GAMING AND TOURISM



3 - EXTERNAL MERCHANDISE TRADE



4 - COMPOSITE CONSUMER PRICE INDEX



5 - UNEMPLOYMENT RATE

