

Principal statistical indicators	Unit	Latest period	Latest period		Cumulative	
			Value	Year-on-year % change	Value	Year-on-year % change
I - GROSS DOMESTIC PRODUCT						
At current prices	Million MOP	Q1/2008	44 166.70	31.6	44 166.70	31.6
Real growth rate	%	Q1/2008	31.6	..	31.6	..
II - GAMING AND TOURISM						
Gross gaming revenue	Million MOP	May/2008	9 882.31	31.1	49 166.80	51.1
Visitor arrivals	no.	May/2008	2 587 147	22.0	12 582 153	17.4
Mainland China	no.	May/2008	1 549 269	30.1	7 417 320	25.5
Hong Kong SAR	no.	May/2008	641 661	3.1	3 276 064	-1.7
Taiwan region	no.	May/2008	112 287	-4.7	563 244	-3.6
III - CONSTRUCTION AND REAL ESTATE						
Gross floor area of buildings started	m ²	Apr/2008	24 159	277.9	128 594	-84.8
Building units started	no.	Apr/2008	14	600.0	296	-90.2
Gross floor area of buildings completed	m ²	Apr/2008	10 169	103.5	99 354	-42.1
Building units completed	no.	Apr/2008	3	-95.3	29	-94.8
Building units purchased & sold	no.	May/2008	2 204	-43.6	12 166	-28.4
IV - EXTERNAL MERCHANDISE TRADE						
Exports	Million MOP	May/2008	1 662.19	-7.1	7 021.99	-8.6
Imports	Million MOP	May/2008	3 585.96	-2.7	17 758.27	7.9
Trade balance	Million MOP	May/2008	-1 923.77	..	-10 736.28	..
V - COMPOSITE CONSUMER PRICE INDEX (7/2004 - 6/2005 = 100)						
		May/2008	123.35	8.9	..	7.4 ^a
VI - PUBLIC ACCOUNTS						
Total revenue	Million MOP	May/2008	3 956.92	42.5	21 552.36	44.7
Revenue from gambling sector	Million MOP	May/2008	3 482.63	44.4	18 119.21	53.0
Total expenditure	Million MOP	May/2008	1 241.38	12.5	5 344.23	27.7
Balance	Million MOP	May/2008	2 715.53	..	16 208.13	..
			Latest period		Previous period	
			Value	Year-on-year % change	Value	Year-on-year % change
VII - EMPLOYMENT						
Employed population	1000	Mar/2008- May/2008	319.6	9.7	318.2	10.9
Unemployment rate	%	Mar/2008- May/2008	2.9	-0.3 ^b	2.9	-0.3 ^b
Non-resident workers	no.	May/2008	95 471	30.0	92 413	27.4
VIII - MONEY						
Narrow money supply (M1)	Million MOP	Apr/2008	22 764.3	21.8	24 338.0 ^r	41.7 ^r
Broad money supply (M2)	Million MOP	Apr/2008	184 836.7	6.1	185 275.8 ^r	9.7
Domestic loans and advances to the private sector	Million MOP	Apr/2008	78 037.6	50.7	73 834.4	46.4
Foreign exchange reserves	Million MOP	Apr/2008	116 684.6	38.1	114 918.8	40.0

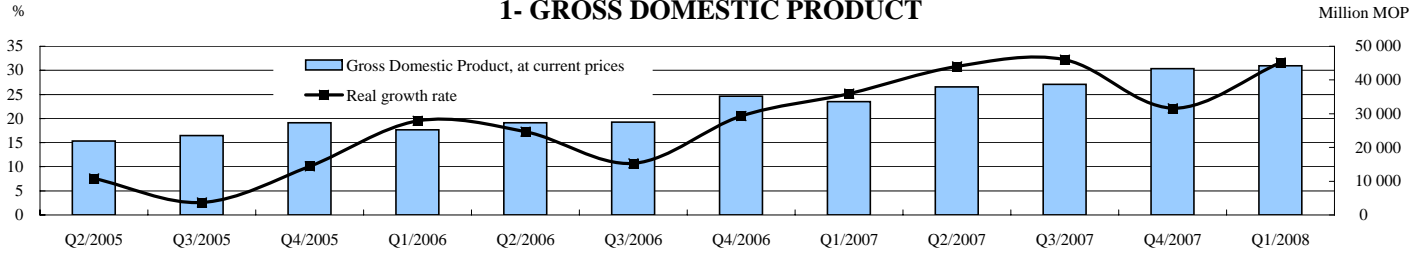
a Annual rate of change ended May 2008.

b Year-on-year difference in percentage point - positive value represents an increase and negative value represents a decrease.

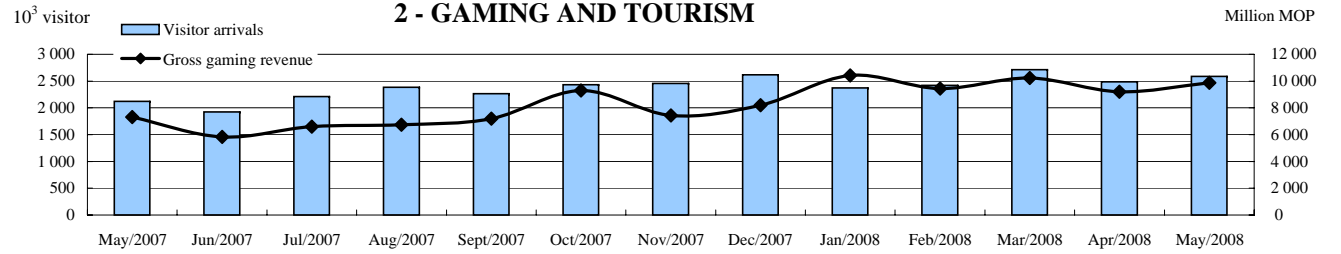
.. Not applicable

r Rectified data

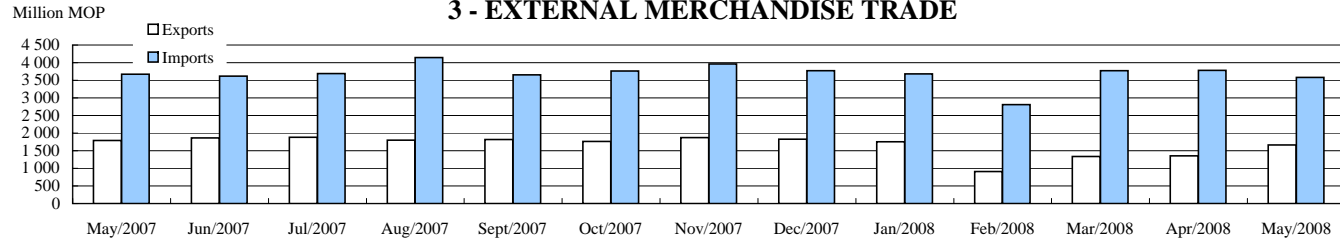
1- GROSS DOMESTIC PRODUCT



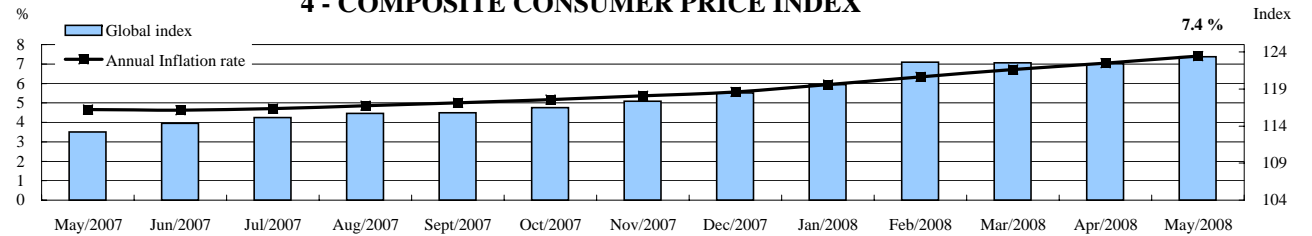
2 - GAMING AND TOURISM



3 - EXTERNAL MERCHANDISE TRADE



4 - COMPOSITE CONSUMER PRICE INDEX



5 - UNEMPLOYMENT RATE

