

- A total of 972 new companies were incorporated in the third quarter of 2022, a decrease of 422 year-on-year. Meanwhile, total value of registered capital of the new companies surged by 139.8% year-on-year to MOP887 million.
- Capital from mainland China amounted to MOP797 million, comprising 89.9% of the total; capital from the Mainland cities in the Greater Bay Area totalled MOP127 million, of which Zhuhai accounted for 93.3%. Besides, capital from Macao and Hong Kong stood at MOP55 million and MOP7 million respectively.
- Companies in dissolution totalled 139 in the third quarter, and the value of registered capital of these companies amounted to MOP333 million.

Newly incorporated companies by industry

Industry	Current quarter		Cumulative	
	No.	Capital ('000 MOP)	No.	Capital ('000 MOP)
Total	972	886 626	2 991	14 723 224
Financial Activities, Information & Related Activities	40	512 460	182	13 639 922
Business Services	243	245 430	759	523 134
Wholesale & Retail Trade	434	103 130	1 156	190 796
Real Estate	43	8 345	143	15 509

Newly incorporated companies by value of registered capital

Capital (MOP)	Current quarter		Cumulative	
	No.	Capital ('000 MOP)	No.	Capital ('000 MOP)
< 50 000	713	18 488	2 122	55 188
50 000 – 99 999	57	3 137	181	9 966
100 000 – 499 999	158	19 381	523	60 551
500 000 – 999 999	19	14 110	85	59 610
≥ 1 000 000	25	831 510	80	14 537 910

Newly incorporated companies with capital from mainland China

Province or municipality	Current quarter		Cumulative	
	No.	Capital ('000 MOP)	No.	Capital ('000 MOP)
Total	203	797 023	701	14 444 851
Mainland Cities in Greater Bay Area	130	126 998	429	327 144
Business Services	39	79 357	110	170 983
Wholesale & Retail Trade	63	46 016	179	76 428
Information & Related Activities	7	689	45	22 436
Beijing	17	502 627	58	13 526 766
Zhejiang	6	131 985	24	134 127

Historical data of the third quarter

	2018	2019	2020	2021
Newly incorporated companies	1 420	1 426	1 720	1 394
Registered capital ('000 MOP)	253 716	535 958	104 732	369 794
Companies in dissolution	172	225	165	180
Capital in dissolution ('000 MOP)	59 288	44 578	64 457	123 113

Symbols and Abbreviations:

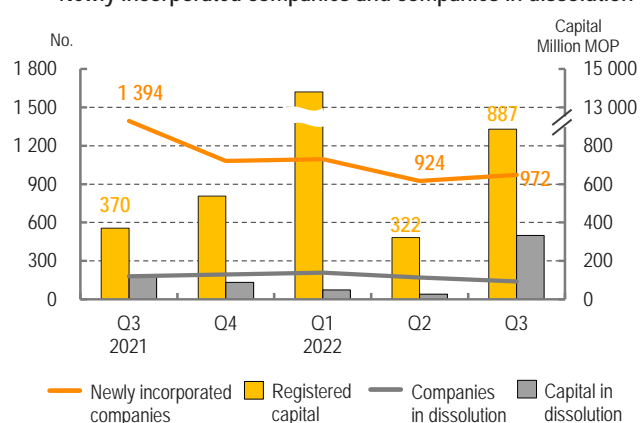
'000 Thousand MOP Macao Pataca

Source of data: Commerce and Movable Property Registry

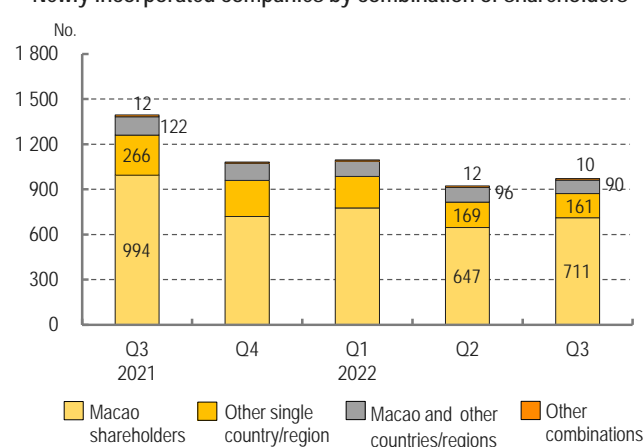
Alameda Dr. Carlos d' Assumpção No. 411-417, Dynasty Plaza, 17th floor, Macao Tel: (853) 8399 5311 Fax: (853) 2830 7825 E-mail: info@dsec.gov.mo
Official Statistics. Reproduction of these data is allowed provided the source is quoted.

www.dsec.gov.mo

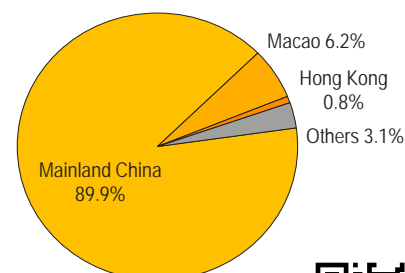
Newly incorporated companies and companies in dissolution



Newly incorporated companies by combination of shareholders



Origin of capital of newly incorporated companies



For additional information:

<http://www.dsec.gov.mo/e/company.aspx>