

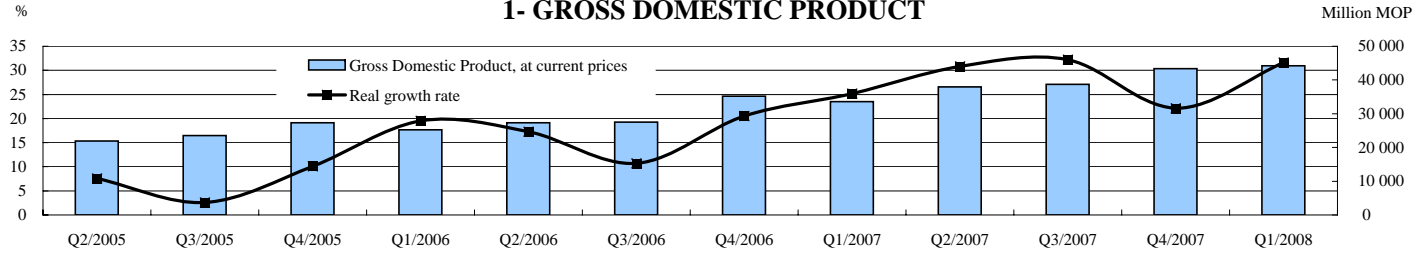
Principal statistical indicators	Unit	Latest period	Latest period		Cumulative	
			Value	Year-on-year % change	Value	Year-on-year % change
<b>I - GROSS DOMESTIC PRODUCT</b>						
At current prices	Million MOP	Q1/2008	44 166.70	31.6	44 166.70	31.6
Real growth rate	%	Q1/2008	31.6	..	31.6	..
<b>II - GAMING AND TOURISM</b>						
Gross gaming revenue	Million MOP	Jun/2008	10 097.37	73.4	59 264.17	54.5
Visitor arrivals	no.	Jun/2008	2 343 451	22.0	14 925 604	18.1
Mainland China	no.	Jun/2008	1 358 912	36.6	8 776 232	27.1
Hong Kong SAR	no.	Jun/2008	622 290	0.6	3 898 354	-1.4
Taiwan region	no.	Jun/2008	112 157	-7.4	675 401	-4.3
<b>III - CONSTRUCTION AND REAL ESTATE</b>						
Gross floor area of buildings started	m <sup>2</sup>	May/2008	-	-100.0	128 594	-85.1
Building units started	no.	May/2008	-	-100.0	296	-90.4
Gross floor area of buildings completed	m <sup>2</sup>	May/2008	19 962	-82.9	119 316	-58.6
Building units completed	no.	May/2008	132	153.8	161	-73.4
Building units purchased & sold	no.	Jun/2008	1 691	-28.2	13 857	-28.4
<b>IV - EXTERNAL MERCHANDISE TRADE</b>						
Exports	Million MOP	Jun/2008	1 511.74	-19.2	8 532.27	-10.7
Imports	Million MOP	Jun/2008	3 603.10	0.2	21 445.82	6.9
Trade balance	Million MOP	Jun/2008	-2 091.35	..	-12 913.55	..
<b>V - COMPOSITE CONSUMER PRICE INDEX</b> (7/2004 - 6/2005 = 100)						
		Jun/2008	124.72	9.1	..	7.7 <sup>a</sup>
<b>VI - PUBLIC ACCOUNTS</b>						
Total revenue	Million MOP	Jun/2008	4 056.13	23.6	25 608.49	40.9
Revenue from gambling sector	Million MOP	Jun/2008	3 734.19	31.7	21 853.40	48.9
Total expenditure	Million MOP	Jun/2008	3 680.21	204.9	9 024.44	67.3
Balance	Million MOP	Jun/2008	375.92	..	16 584.05	..
			Latest period		Previous period	
			Value	Year-on-year % change	Value	Year-on-year % change
<b>VII - EMPLOYMENT</b>						
Employed population	1000	Apr/2008- Jun/2008	321.4	8.4	319.6	9.7
Unemployment rate	%	Apr/2008- Jun/2008	2.8	-0.2 <sup>b</sup>	2.9	-0.3 <sup>b</sup>
Non-resident workers	no.	Jun/2008	98 505	30.7	95 471	30.0
<b>VIII - MONEY</b>						
Narrow money supply (M1)	Million MOP	May/2008	23 544.5	27.8	22 764.3	21.8
Broad money supply (M2)	Million MOP	May/2008	184 615.4	5.0	184 836.7	6.1
Domestic loans and advances to the private sector	Million MOP	May/2008	80 228.5	52.5	78 037.6	50.7
Foreign exchange reserves	Million MOP	May/2008	116 398.3	34.4	116 684.6	38.1

a Annual rate of change ended June 2008.

b Year-on-year difference in percentage point - positive value represents an increase and negative value represents a decrease.

.. Not applicable

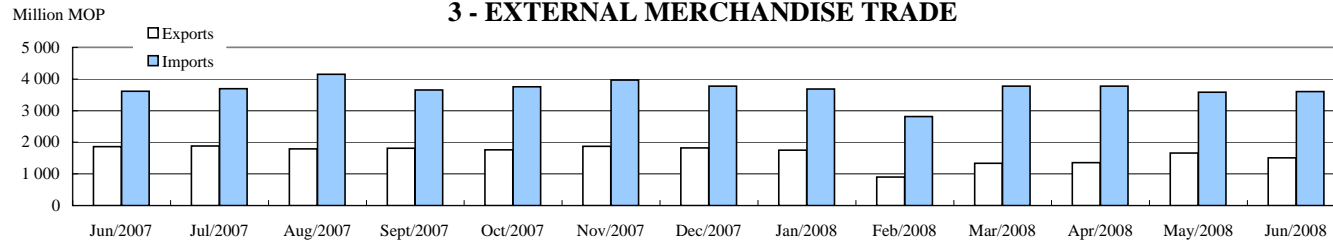
1- GROSS DOMESTIC PRODUCT



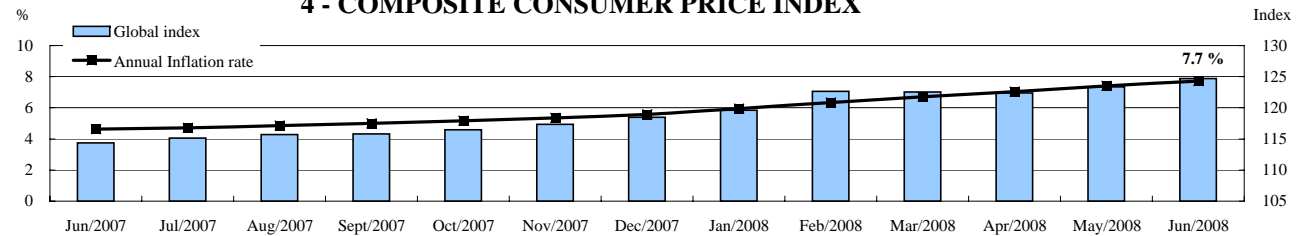
2 - GAMING AND TOURISM



3 - EXTERNAL MERCHANDISE TRADE



4 - COMPOSITE CONSUMER PRICE INDEX



5 - UNEMPLOYMENT RATE

