

Principal statistical indicators	Unit	Latest period	Latest period		Cumulative	
			Value	Year-on-year % change	Value	Year-on-year % change
I - GROSS DOMESTIC PRODUCT						
At current prices	Million MOP	Q3/2008	43 574.28	13.4	134 187.15	22.7
Real growth rate	%	Q3/2008	11.3	..	21.6	..
II - GAMING AND TOURISM						
Gross gaming revenue	Million MOP	Oct/2008	8 961.24	-3.6	94 429.76	38.5
Visitor arrivals	no.	Oct/2008	2 623 548	8.0	25 109 041	14.5
Mainland China	no.	Oct/2008	1 534 609	12.2	14 650 492	21.9
Hong Kong SAR	no.	Oct/2008	701 429	1.2	6 795 279	0 [#]
Taiwan region	no.	Oct/2008	112 292	-7.3	1 118 728	-6.6
III - CONSTRUCTION AND REAL ESTATE						
Gross floor area of buildings started	m ²	Sept/2008	2 696	-82.5	506 018	-69.6
Building units started	no.	Sept/2008	28	-59.4	2 025	-50.0
Gross floor area of buildings completed	m ²	Sept/2008	19 840	3 405.3	356 736	-73.2
Building units completed	no.	Sept/2008	15	400.0	232	-73.6
Building units purchased & sold	no.	Oct/2008	865	-62.1	18 951	-31.1
IV - EXTERNAL MERCHANDISE TRADE						
Exports	Million MOP	Oct/2008	1 161.62	-34.1	14 055.31	-16.1
Imports	Million MOP	Oct/2008	3 548.39	-7.0	36 299.99	2.7
Trade balance	Million MOP	Oct/2008	- 2 386.77	..	- 22 244.69	..
V - COMPOSITE CONSUMER PRICE INDEX						
(7/2004 - 6/2005 = 100)		Oct/2008	126.76	8.8	..	8.6 ^a
VI - PUBLIC ACCOUNTS						
Total revenue	Million MOP	Oct/2008	3 732.40	10.4	43 063.81	33.1
Revenue from gambling sector	Million MOP	Oct/2008	2 724.53	-0.2	35 601.65	44.5
Total expenditure	Million MOP	Oct/2008	1 391.63	-15.6	15 599.57	35.8
Balance	Million MOP	Oct/2008	2 340.76	..	27 464.24	..
			Latest period		Previous period	
			Value	Year-on-year % change	Value	Year-on-year % change
VII - EMPLOYMENT						
Employed population	1000	Aug/2008- Oct/2008	328.4	6.4	326.9	6.2
Unemployment rate	%	Aug/2008- Oct/2008	3.1	0.1 ^b	3.1	- ^b
Non-resident workers	no.	Oct/2008	101 752	24.5	104 281	30.8
VIII - MONEY						
Narrow money supply (M1)	Million MOP	Sept/2008	23 480.5	26.6	24 128.7	20.5
Broad money supply (M2)	Million MOP	Sept/2008	191 093.9	4.8	190 076.8	4.9
Domestic loans and advances to the private sector	Million MOP	Sept/2008	87 821.0	46.4	84 440.0	42.9
Foreign exchange reserves	Million MOP	Sept/2008	124 492.9	28.8	122 373.2	30.5

a Annual rate of change ended October 2008.

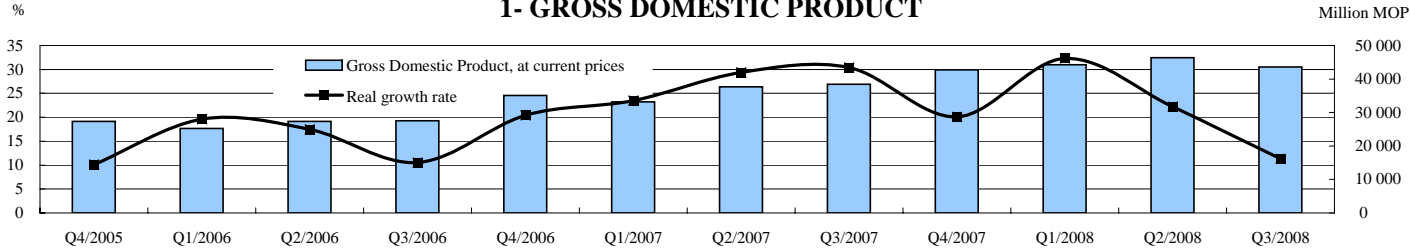
b Year-on-year difference in percentage point - positive value represents an increase and negative value represents a decrease.

.. Not applicable

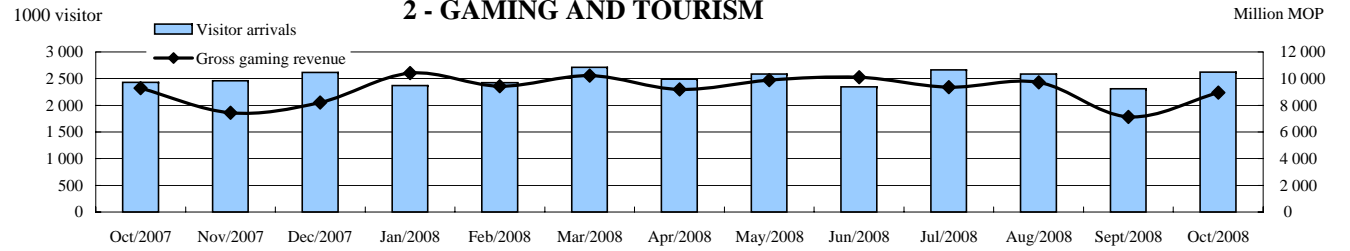
0[#] Magnitude less than half of the unit employ

- Absolute value equals zero

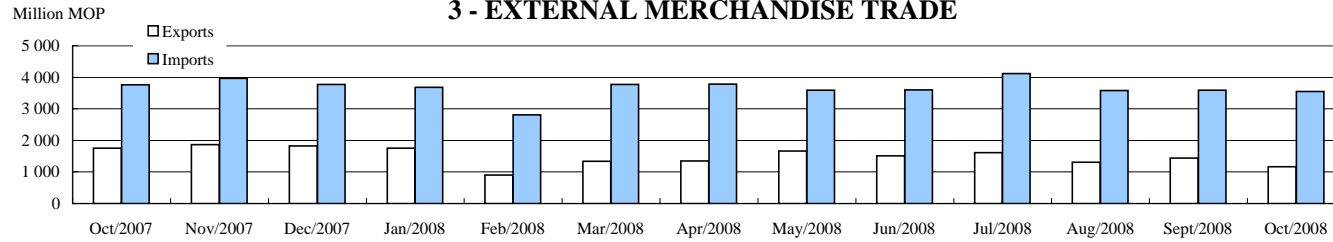
1- GROSS DOMESTIC PRODUCT



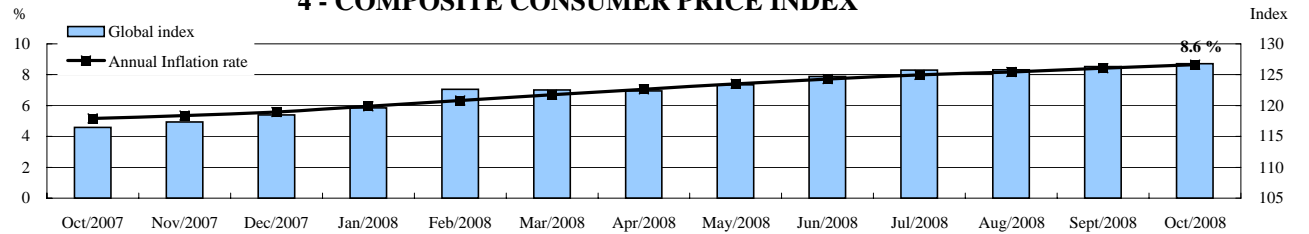
2 - GAMING AND TOURISM



3 - EXTERNAL MERCHANDISE TRADE



4 - COMPOSITE CONSUMER PRICE INDEX



5 - UNEMPLOYMENT RATE

