

Principal statistical indicators	Unit	Latest period	Latest period		Cumulative	
			Value	Year-on-year % change	Value	Year-on-year % change
I - GROSS DOMESTIC PRODUCT						
At current prices	Million MOP	Q3/2008	43 574.28	13.4	134 187.15	22.7
Real growth rate	%	Q3/2008	11.3	..	21.6	..
II - GAMING AND TOURISM						
Gross gaming revenue	Million MOP	Nov/2008	7 646.37	2.9	102 076.13	35.0
Visitor arrivals	no.	Nov/2008	2 530 620	3.0	27 639 661	13.4
Mainland China	no.	Nov/2008	1 460 155	4.2	16 110 647	20.1
Hong Kong SAR	no.	Nov/2008	695 491	5.9	7 490 770	0.6
Taiwan region	no.	Nov/2008	100 279	-18.7	1 219 007	-7.7
III - CONSTRUCTION AND REAL ESTATE						
Gross floor area of buildings started	m ²	Oct/2008	7 895	-98.5	513 912	-76.5
Building units started	no.	Oct/2008	6	-98.1	2 031	-53.5
Gross floor area of buildings completed	m ²	Oct/2008	5 322	-98.5	362 058	-78.4
Building units completed	no.	Oct/2008	15	-98.7	247	-87.9
Building units purchased & sold	no.	Nov/2008	479	-80.7	19 430	-35.2
IV - EXTERNAL MERCHANDISE TRADE						
Exports	Million MOP	Nov/2008	1 067.94	-42.6	15 123.19	-18.7
Imports	Million MOP	Nov/2008	3 387.76	-15.1	39 688.61	0.9
Trade balance	Million MOP	Nov/2008	- 2 319.82	..	- 24 565.42	..
V - COMPOSITE CONSUMER PRICE INDEX (7/2004 - 6/2005 = 100)						
		Nov/2008	126.13	7.5	..	8.7 ^a
VI - PUBLIC ACCOUNTS						
Total revenue	Million MOP	Nov/2008	4 669.86	-7.5	47 733.66	27.6
Revenue from gambling sector	Million MOP	Nov/2008	3 391.63	-3.3	38 993.27	38.6
Total expenditure	Million MOP	Nov/2008	3 299.64	86.7	18 899.21	42.6
Balance	Million MOP	Nov/2008	1 370.22	..	28 834.46	..
			Latest period		Previous period	
			Value	Year-on-year % change	Value	Year-on-year % change
VII - EMPLOYMENT						
Employed population	1000	Sept/2008- Nov/2008	327.0	5.1	328.4	6.4
Unemployment rate	%	Sept/2008- Nov/2008	3.3	0.4 ^b	3.1	0.1 ^b
Non-resident workers	no.	Nov/2008	95 574	13.7	101 752	24.5
VIII - MONEY						
Narrow money supply (M1)	Million MOP	Oct/2008	21 256.0	8.0	23 480.5	26.6
Broad money supply (M2)	Million MOP	Oct/2008	189 530.4	1.1	191 093.9	4.8
Domestic loans and advances to the private sector	Million MOP	Oct/2008	89 545.4	44.3	87 821.0	46.4
Foreign exchange reserves	Million MOP	Oct/2008	123 786.0	24.2	124 492.9	28.8

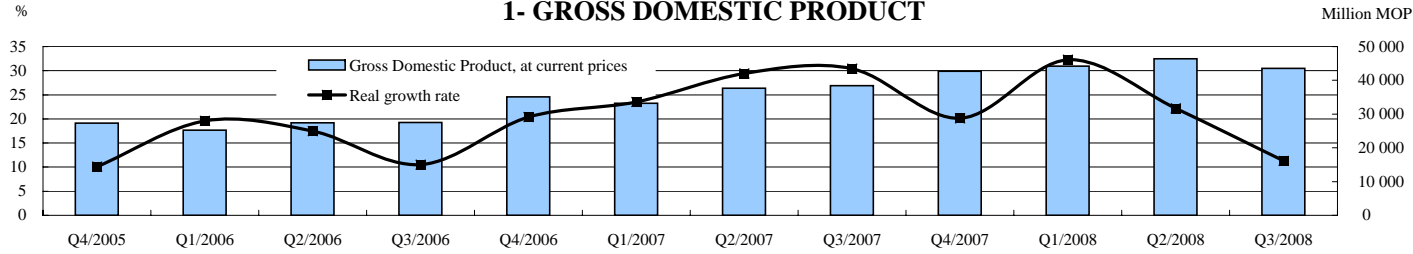
a Annual rate of change ended November 2008.

b Year-on-year difference in percentage point - positive value represents an increase and negative value represents a decrease.

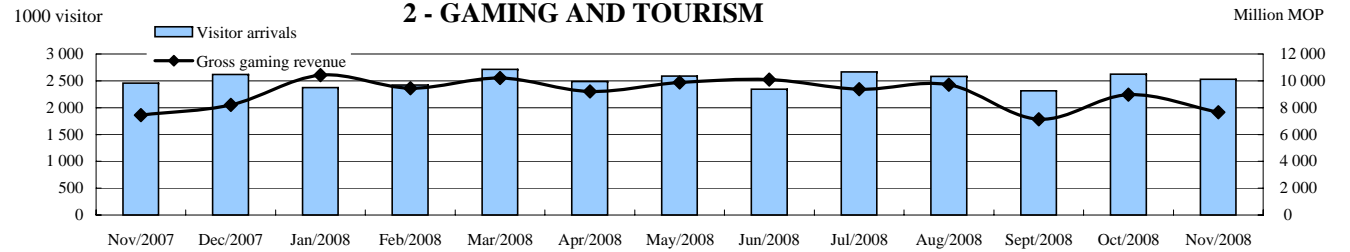
.. Not applicable

- Absolute value equals zero

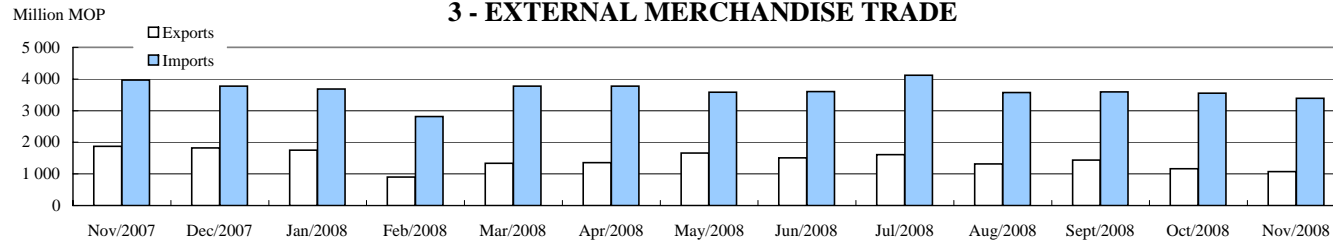
1- GROSS DOMESTIC PRODUCT



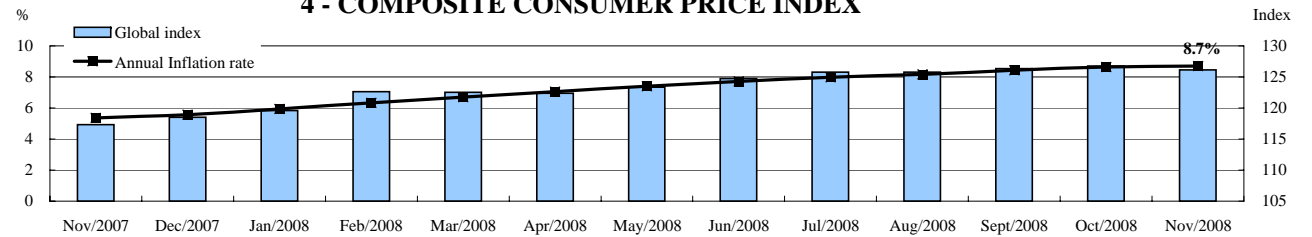
2 - GAMING AND TOURISM



3 - EXTERNAL MERCHANDISE TRADE



4 - COMPOSITE CONSUMER PRICE INDEX



5 - UNEMPLOYMENT RATE

